

# 2010

BICYCLE FRIENDLY  
AMERICA





Bikes Belong is the national coalition of bike industry retailers and suppliers, and we're honored to be a major sponsor of the Bicycle Friendly America program.

### **Why do we support Bicycle Friendly America?**

The Bicycle Friendly America programs inspire business leaders, mayors, and governors to make decisions that benefit bicyclists. The BFA programs help create safer, better places to ride our bikes—one workplace, community, and state at a time. And they generate a buzz for bicycling nationwide.



To learn more about Bikes Belong, visit [bikesbelong.org](https://bikesbelong.org).



# TABLE OF CONTENTS

## BICYCLE FRIENDLY AMERICA..... 2

## BICYCLE FRIENDLY STATES..... 5

Washington .....	6
Wisconsin .....	6
Arizona.....	7
Minnesota .....	7

## PLATINUM COMMUNITIES

Boulder, CO.....	8
Davis, CA.....	10
Portland, OR.....	12

## GOLD COMMUNITIES

Corvallis, OR .....	14
Eugene, OR .....	14
Fort Collins, CO.....	15
Jackson & Teton Co., WY .....	16
Madison, WI.....	16
Palo Alto, CA.....	17
San Francisco, CA .....	17
Seattle, WA.....	18
Stanford University, CA.....	18
Tucson/East Pima Reg., AZ .....	19

## SILVER COMMUNITIES

Ann Arbor, MI .....	19
Arlington, VA .....	20
Austin, TX.....	20
Bellingham, WA .....	21
Bend, OR.....	21
Breckenridge, CO .....	22
Chicago, IL.....	22
Colorado Springs, CO.....	23
Columbia, MO .....	23
Durango, CO .....	24
Folsom, CA.....	24
Gainesville, FL.....	25
Minneapolis, MN.....	25
Missoula, MT.....	26
Olympia, WA.....	26
Presidio of San Francisco, CA.....	27
San Luis Obispo, CA .....	27
Santa Barbara, CA.....	28
Santa Cruz, CA .....	28
Scottsdale, AZ.....	29
Steamboat Springs, CO.....	29
Tempe, AZ.....	30
Wood River Valley, ID .....	30

## BRONZE COMMUNITIES

Ada County, ID .....	31
Albuquerque, NM.....	31
Alexandria, VA .....	31
Anchorage, AK .....	31
Arcata, CA.....	32
Arvada, CO .....	32
Ashland, OR.....	32
Auburn, AL.....	32
Bainbridge Island, WA .....	33
Baton Rouge, LA .....	33

Beaverton, OR .....	33
Billings, MT .....	33
Bloomington, IN .....	34
Boca Raton, FL .....	34
Brentwood, CA .....	34
Brunswick, ME.....	34
Burlington, VT.....	35
Calistoga, CA.....	35
Carmel, IN.....	35
Carrboro, NC.....	35
Cary, NC.....	36
Cedar Falls, IA .....	36
Chandler, AZ .....	36
Charlotte, NC .....	36
Charlottesville, VA .....	37
Chattanooga, TN.....	37
Chico, CA .....	37
Claremont, CA .....	37
Coeur d'Alene, ID .....	38
Columbia, SC .....	38
Columbus, OH .....	38
Denver, CO.....	38
Flagstaff, AZ .....	39
Gilbert, AZ .....	39
Grand Rapids, MI .....	39
Greensboro, NC.....	39
Greenville, SC .....	40
Indianapolis & Marion Co., IN .....	40
Iowa City, IA.....	40
Irvine, CA .....	40
La Crosse, WI .....	41
Lakewood, CO .....	41
Lawrence, KS .....	41
Lexington-Fayette Co., KY .....	41
Liberty Lake, WA.....	42
Long Beach, CA .....	42
Longmont, CO.....	42
Louisville, KY .....	42
Mesa, AZ.....	43
Milwaukee, WI .....	43
Mountain View, CA .....	43
Naperville, IL .....	43
New York, NY .....	44
North Little Rock, AR .....	44
Oceanside, CA .....	44
Orlando, FL .....	44
Oxford, MS.....	45
Park City, UT .....	45
Philadelphia, PA .....	45
Port Townsend, WA .....	45
Redmond, WA .....	46
Riverside, CA.....	46
Roseville, CA .....	46
Roswell, GA.....	46
Sacramento, CA .....	47
Salem, OR .....	47
Salt Lake City, UT .....	47
San Jose, CA.....	47
Santa Clarita, CA.....	48

Santa Monica, CA .....	48
Schaumburg, IL.....	48
Shawnee, KS .....	48
Sioux Falls, SD .....	49
Sitka, AK.....	49
Sonoma, CA .....	49
South Lake Tahoe, CA .....	49
South Sioux City, NE.....	50
Spartanburg, SC.....	50
St. Louis, MO .....	50
St. Petersburg, FL.....	50
Sunnyvale, CA .....	51
Tallahassee, FL.....	51
Thousand Oaks, CA .....	51
Traverse City, MI .....	51
Tulsa, OK.....	52
Vail, CO .....	52
Vancouver, WA .....	52
Washington, DC.....	52

## BICYCLE FRIENDLY BUSINESSES ... 53

### PLATINUM BUSINESSES

Bicycle Sport Shop .....	54
Bike Gallery.....	54
New Belgium Brewing Co. ....	55
Quality Bicycle Products .....	55

### GOLD BUSINESSES

Advanced Sports, Inc.....	56
Alaska Native Tribal .....	56
Alta Planning + Design.....	60
Bicycle Garage Indy .....	57
Cateye North America .....	57
Clif Bar & Company .....	60
Health Consortium .....	58
David Baker + Partners .....	58
King Cycle Group .....	58
Landry's Bicycles.....	60
REI St. Louis .....	59
Seattle Children's Hospital.....	59

### SILVER BUSINESSES

212 Market Restaurant.....	60
Bear Valley Inn.....	61
Camden Bicycle Center.....	61
City of Austin .....	62
Community Cycles .....	62
Ecology Action .....	62
Frans Pauwels Memorial .....	63
Community Bicycle Center .....	63
General Mills Albuquerque Plant...	63
Kona Bicycles Co. ....	64
Liberty Bicycles.....	64
Mad Dog Cycles .....	65
Meredith Corp., Des Moines .....	65
Mountain Gear .....	66
National Park Service.....	66
National Mall & Memorial Parks .....	67
Palo Alto Bicycles.....	67
Providence Portland .....	67
Medical Centers .....	67

RDG Planning & Design .....	68
REI Lincoln Park .....	68
REI Northbrook, IL .....	69
San Francisco Landscapes.....	69
Saturno Design .....	70
Sierra Nevada Brewing Co. ....	70
The Hawley Company .....	71
Toole Design Group LLC.....	71
Univ. of Wisconsin, Madison .....	72

### BRONZE BUSINESSES

Alling Henning Associates.....	72
Arrow Bicycle.....	72
Avtech Corporation .....	73
Bike Tech.....	73
Blue Cross Blue Shield of Minn....	73
Blue Wheel Bicycles.....	73
Broken Spoke .....	74
California Giant Berry Farms .....	74
Capella University.....	74
Carmichael Lynch.....	74
Chainwheel.....	75
Champaign-Urbana Mass Transit .....	75
Dream Ride Projects .....	75
Easystreet Online Services.....	75
Envirofriendly Lawn Care .....	76
Erik's Bike Shop.....	76
Fehr & Peers .....	76
Fluor .....	76
Fort Collins Veterinary .....	77
Emergency Hospital .....	77
Golden Bear Bikes .....	77
Green Star, Inc. ....	77
Mary Black Foundation.....	77
Mel Trotter Ministries .....	78
Mr. Michael Recycles Bicycles.....	78
National Geographic Society .....	78
Parkersburg Bicycle.....	78
Providence St. Peter Hospital .....	79
Rings & Things .....	79
Roanoke Valley-Alleghany.....	79
Regional Commission .....	79
Rodale.....	79
RPM Transportation .....	80
Consultants, LLC .....	80
Santa Cruz Seaside Company .....	80
Schreiber Anderson Associates ...	80
Spin Doctor Cyclewerks .....	80
Travel Portland .....	81
Urban Adventours .....	81
U.S. Open Cycling Foundation .....	81
USAA.....	81
Velocity Cafe & Cyclery .....	82
Washington Bike Law/ .....	82
Anderton Law Office .....	82
Whatcom Council of Gov'ts.....	82
World Bank Group.....	82

## INDEX..... 86

## VIEWPOINT..... 88



# PROGRESS & POSSIBILITIES

## Creating a Bicycle Friendly America

by Bill Nesper, Director, Bicycle Friendly America Program

The message is clear – give people the places and confidence to ride and they will. It's not just platinum Bicycle Friendly Communities who are experiencing a bicycling boom. In addition to the explosive growth in bike commuting in Boulder, Colo. and Portland, Ore., places such as Tulsa, Okla.; Milwaukee, Wis.; Columbus, Ohio; and St. Louis, Mo. have all more than doubled their ridership in the last eight years (and a few tripled it). People across the country are seeing that bicycling is a fun, healthy and green way to get around. Businesses, communities and states have tapped into America's growing demand for cycling

and responded with concrete actions to improve conditions. The Bicycle Friendly America program is a resource for these groups to measure current conditions, to get recognition for their work and to receive hands-on assistance to create even more safe and welcoming places for cycling.

The most recent data from the 2009 National Household Travel Survey show that bicycling's share of all trips increased by 25 percent since 2001. This growth in cycling was echoed in the most recent data on work commutes in the U.S. Census Bureau's American Community Survey. This survey showed a 43 percent growth in bike commuting over the last eight years and a nearly 70 percent increase in Bicycle Friendly Communities – communities that answer the underlying demand by better accommodating and promoting cycling.

### SPREADING THROUGH THE CITIES

It is inspiring to partner with folks across the country by providing assistance and resources to help communities reach their bicycle-friendly goals. In the past 12 months, the Bicycle Friendly Community program staff has given direct assistance to more than 500 new communities – averaging two per day. Through these connections and partnerships we are able to share best practices and empower cities to become great places for cycling.

In the summer of 2008, for example, we led a BFC Workshop in Greenville, S.C. with an enthusiastic group of city staff,

In the past 12 months, the Bicycle Friendly Community program staff has given direct assistance to more than 500 new communities, and a recent survey shows a nearly 70 percent increase in commuting in Bicycle Friendly Communities – communities that answer the underlying demand by better accommodating and promoting cycling.

local cyclists, and business representatives. By the end of the day, there was an action plan and goal to be recognized as a BFC in 2009. "Hosting the League's Bicycle Friendly Community Workshop in 2008 was one of the most important steps in the City of Greenville's efforts in becoming a BFC," says Andrew Meeker, an urban designer with the city of Greenville. "The community workshop built the critical political and public support for the Bicycle Friendly Community initiative by assisting Greenville in recognizing our past accomplishments and future goals for designation." The community went into high-gear to implement the action plan, forming a Greenville BFC Committee, passing a Complete Streets resolution and increasing the amount of bike parking in the community through a development ordinance. By 2009, Greenville had received a Bronze BFC designation. They have since integrat-

After hosting a BFC workshop in the summer of 2008, the community of Greenville, S.C. went into high-gear to implement their action plan, and by 2009, Greenville had received a Bronze BFC designation.



ed the feedback provided by the League to create a BFC Silver Action Plan that points the city towards a higher designation by 2013.

Workshops like this one have been spreading throughout the nation from Sheboygan, Wis. to Charleston, S.C., from Grand Rapids, Mich. to Albuquerque, N.M. Aspiring BFCs like Dayton, Ohio and San Antonio, Texas are building community support by hosting local bike summits where city leaders hear how bicycling improves personal and environmental health, quality of life and transportation choices for their citizens.

## BUSINESSES BUILD BETTER BICYCLING

Businesses across the country have also stepped up their efforts to make workplaces more bicycle-friendly. Our Bicycle Friendly Business (BFB) program has

been helping to identify and encourage leaders since its launch in 2008. Currently there are 83 BFBs in 19 states that span a wide range of industries – everything from breweries and engineering firms to farms and hospitals. Applicants and award winners use the feedback we provide to set goals and allocate additional resources for bicycling.

Immediately after receiving their gold designation in 2008, Quality Bicycle Products (QBP) took action on the BFB review feedback. The company added a towel cleaning service to make showering more convenient for cyclists and designated a workplace bike fleet for employees. QBP became a Platinum BFB in 2009; a good illustration of their leadership in the bicycle industry.

BFBs are also core partners in creating Bicycle Friendly Communities. In Anchorage, the Alaska Native Tribal Health



Quality Bike Products took the advice offered in their 2008 BFB review and added improvements which raised the company to platinum status in 2009.



Boulder's bicycle commuting share is 9.9 percent — 18 times the national average.



## SNAPSHOT

### The Programs: How to Apply, and Who to Talk to

The applications themselves are designed to be part of the learning process, asking in-depth questions that bring people from various parts of the community, business or state together to build a comprehensive picture of where the applicant is, and where they should go. Filling out the application, receiving the feedback and talking to League staff members are all important parts of the process – separate from the actual award.

Thanks to the generosity of the League's sponsors, all Bicycle Friendly America applications, questions and feedback are provided with no charge. It is free to participate in this program.

**Bicycle Friendly Business:** Contact Alison Dewey, [alison@bikeleague.org](mailto:alison@bikeleague.org), 202-621-5443  
**Next Deadlines:** 7/16/2010 and 1/14/2011  
The Bicycle Friendly Business application is designed to be filled out by a human resource person or a staff member who knows about the company's work on behalf of bicyclists.

**Bicycle Friendly Community:** Contact Bill Nesper, [bill@bikeleague.org](mailto:bill@bikeleague.org), 202-621-5444  
**Next Deadline:** 7/16/2010 and 2/18/2011  
Someone affiliated directly with the community, whether working for it directly or as an advocate working in conjunction with a city staff member, fills out the Bicycle Friendly Community application online.

**Bicycle Friendly State:** Contact Jeff Peel, [jeff@bikeleague.org](mailto:jeff@bikeleague.org), 202-621-5445  
**State Ranking Deadline:** 2/18/2011  
**Award Designation Deadline:** 2/18/2011  
State bicycle coordinators from all 50 states fill out a 70-item questionnaire. The optional award application and designation is for states that want to apply for further recognition and in-depth feedback on their efforts.



Wisconsin hosted the very successful Wisconsin Bike Summit in 2009.

Consortium has opened their employee cycling educational classes and events to the community as a whole. During Bike to Work Week 2009, they hosted free safety lectures, a bike tune-up day, morning coffee and food, prizes and a live bluegrass band pizza party for the entire community. Partnerships like this helped lead Anchorage to its Bronze BFC designation in 2009 and serve as a model for businesses and communities across the country.

### STATE MODELS

In the past, states have been a missing link in creating a Bicycle Friendly America. Their influence on laws, funding and design standards cannot be overlooked. The standards set by the Bicycle Friendly State program are helping to change this. State-level bicycling summits and events have played an important role in these efforts over the past year.

In 2008, the Bicycle Friendly State program ranked West Virginia last in the nation. With the League's recommendations in hand, advocates and state officials convened the first annual West Virginia Cycling Symposium at the governor's mansion in April 2009. This event led to the formation of a state advocacy group, a draft of a new statewide bicycle and

pedestrian plan, and increased funding for several projects across the state. Happily, West Virginia moved up eight spots to number 42 on the 2009 BFS list.

Near the top of the list, Wisconsin hosted the very successful Wisconsin Bike Summit in 2009 which resulted in approval of all three proposed actions – a statewide Complete Streets policy, passage of dooring legislation and \$5 million in funding for bike projects. These and other summits have been used as models in the production of a forthcoming guide on conducting state and local bike summits due out this spring.

### GET STARTED TODAY!

In addition to the hands-on assistance, workshops and application reviews, we have made it easier for businesses, communities and states to measure themselves. Inserted in this yearbook are quick scorecards to measure businesses and communities, so you will know where you stand and what goals to reach for. Visit [www.bicyclefriendlyamerica.org](http://www.bicyclefriendlyamerica.org) to learn more or print out your scorecard. Let us know how we can assist you in making your workplace, community and state better. Thanks for your work creating a Bicycle Friendly America! ●

The Bicycle Friendly America program is generously supported by Bikes Belong and Trek's One World Two Wheels Program. We also appreciate the vital, ongoing support of so many people who volunteer countless hours to bring the BFA programs to life.

# BICYCLE FRIENDLY STATES



The Bicycle Friendly States (BFS) program links the League's federal, state and community advocacy efforts across the country with its two components — an annual ranking of the states and a BFS Award designation. States are ranked from first to fiftieth based on their level of bicycle-friendliness (see box). The scoring is based on responses to a 75-item questionnaire evaluating a state's commitment to bicycling and covers six key areas: legislation; policies and programs; infrastructure; education and encouragement; evaluation and planning; and enforcement. Special recognition is offered to states that apply for a BFS designation by completing additional questions.

The program offers recognition to states that actively support bicycling and assistance to help states excel. The state rankings were first done in 2008 and are done annually, with all questions and methodology remaining constant to accurately track progress. The League announced the inaugural group of BFS awarded states in May 2009 — Four states have been awarded the designation — Washington (Silver), Wisconsin (Silver), Arizona (Bronze) and Minnesota (Bronze).

States that wish to apply for a BFS designation can receive further recognition and promotion of their efforts; as well as feedback, technical assistance, training and further encouragement to improve their bicycling legislation, projects, and programs. A BFS promotes cycling through legislation, policies, programs and by creating new places to ride — educating motorists, and cyclists and encouraging people to bike for transportation and recreation. •



## HOW DOES YOUR STATE RANK?

1. Washington - Silver\*
2. Wisconsin - Silver\*
3. Maine
4. Oregon
5. Minnesota - Bronze\*
6. Iowa
7. Arizona - Bronze\*
8. New Hampshire
9. Delaware
10. New Jersey
11. Wyoming
12. Illinois
13. Colorado
14. California
15. Michigan
16. Maryland
17. Missouri
18. Utah
19. Massachusetts
20. North Carolina
21. Vermont
22. Hawaii
23. Virginia
24. Mississippi
25. Nevada
26. South Carolina
27. Kentucky
28. South Dakota
29. Indiana
30. Louisiana
31. Georgia
32. Florida
33. Kansas
34. Idaho
35. Rhode Island
36. Texas
37. Nebraska
38. Arkansas
39. Ohio
40. Pennsylvania
41. New York
42. West Virginia
43. Tennessee
44. Connecticut
45. North Dakota
46. New Mexico
47. Alaska
48. Oklahoma
49. Montana
50. Alabama

\* 2009 Bicycle Friendly States listed in yellow.





## WASHINGTON

Contact Information: Ian Macek, WSDOT Phone: 360.705.7596  
maceki@wsdot.wa.gov

**State Highlights:** Washington has long been known as a great place to ride, and the number of cyclists commuting and visiting the state is growing each year. A history of dedicated advocates and progressive policies across many state agencies has made this possible. The WSDOT has worked with the Department of Health and the Department of Community, Trade and Economic Development to develop Washington's Active Community Environments Initiative (ACES), which promotes walking, bicycling and the development of accessible recreation facilities. This initiative encourages environmental and policy interventions to increase physical activity and improve public health. The ACES encourages the development of pedestrian and bicycle-friendly environments and promotes active forms of transportation like walking and bicycling. WSDOT's design manual requires bicycle facilities on all routes that have been identified as major local, state or regional bike routes; and for all other roadways, they require shoulders for bicycle needs. Bicycle accommodations are also provided on the Amtrak Cascade route and on Sound Transit's Sounder trains. Both systems provide six spaces per train car.

Washington continues to improve. Within the last year the state has completed the Washington State Bicycle Facilities and Pedestrian Walkways Plan Bicycle & Pedestrian Documentation Project. This will aid in achieving the state's goal to reduce annual per capita vehicle miles by 18 percent by 2020, 35 percent by 2035, and 50 percent by 2050.

**Most compelling statistic:** In Washington State, 13 percent of the American Recovery and Reinvestment Act (ARRA) projects (40 projects) address needs identified in the State Bicycle Facilities and Pedestrian Walkways Plan.

The Bicycle Friendly State designation recognizes the hard work that is happening across Washington. Cooperation among local and state agencies, bicycle groups, and health professionals has been a key ingredient. The designation is also an incentive to continue to refine and develop projects, policies, and priorities to retain the position as the nation's number one Bicycle Friendly State.  
- Governor Chris Gregoire



## WISCONSIN

Contact Information: Tom Huber Phone: 608.267.7757  
thomas.huber@dot.state.wi.us

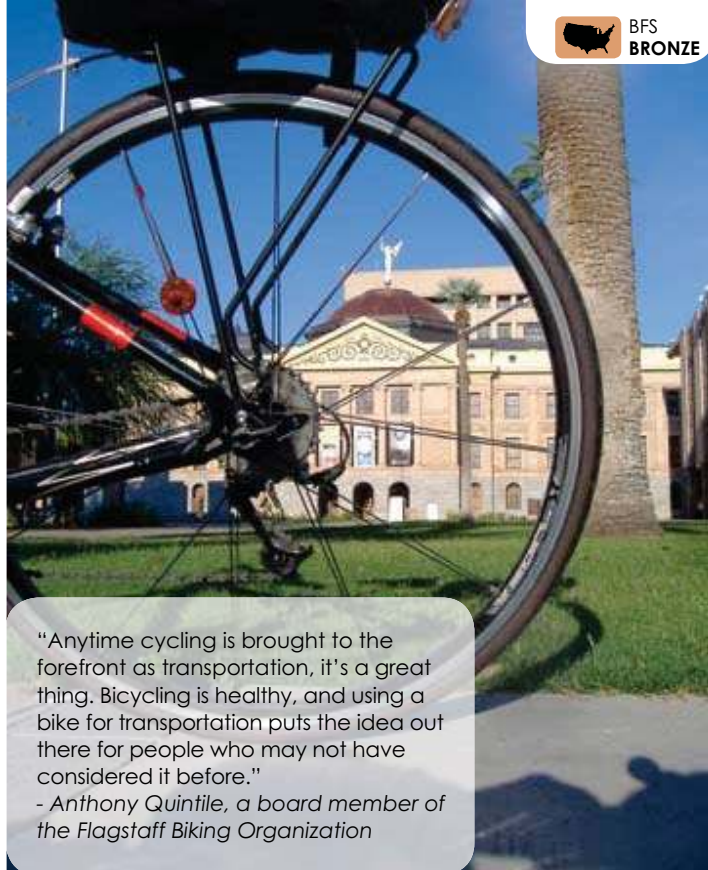
**State Highlights:** Wisconsin's smart growth land use planning requires bicycle transportation elements in all of the state's community comprehensive plans. The state highways that connect and run through these communities receive paved shoulders in new construction and resurfacing projects. State constructed bridges require eight-foot wide paved shoulders and often include pathways or bike lanes. In 2008 the Wisconsin DOT included complete streets language in its long-range transportation plan and took significant steps to ensure improved compliances to the federal policy of incorporating bicycle accommodations. Wisconsin has begun to implement the right policies to support widespread implementation of bicycle accommodations.

Wisconsin has developed a two-day Pedestrian and Bicycle Law Enforcement Training course. It provides law enforcement officers with up-to-date bicycle laws, reviews the most common bicycle-motor vehicle crashes and ways they can be reduced, and updates on crash investigation procedures. Wisconsin DOT provides Wisconsin Bicycle Laws cards to all interested law enforcement agencies. The state also requires all law enforcement agencies that receive Bicycle Safety Enforcement funding to screen a bicycle safety video before they start enforcement activities.

Ever since Wisconsin was the first state to convert unused rail lines to trails, bicycling has played a key role in attracting visitors and residents to vacation in state. The Department of Tourism has published a bike guide every other year for the last 14 years and provides matching grant programs to local chambers and convention and visitors bureaus that can be used for marketing biking or bicycling events. There are also several cross-state bicycle rides.

**Most compelling statistic:** Wisconsin has one of the country's most extensive networks of quiet, back roads — ideal for cycling. Seventy-eight percent of its county highways are rated in the best category for cycling (according to the Wisconsin Bicycle map) while over 90 percent of its 62,000-mile town road system has very low traffic volumes and are considered bicycle-friendly. The State of Wisconsin has one of the largest trail systems in the country — more than 2,500 miles of trails. Wisconsin's capital city of Madison has one of the highest rates of bicycling in the country. Its University Avenue often peaks with more than 10,000 bicyclists per day.





"Anytime cycling is brought to the forefront as transportation, it's a great thing. Bicycling is healthy, and using a bike for transportation puts the idea out there for people who may not have considered it before."

- Anthony Quintile, a board member of the Flagstaff Biking Organization

## ARIZONA

Contact Information: Michael Sanders Phone: 602.712.8141  
msanders@azdot.gov

**State Highlights:** Arizona DOT produces a Share the Road guide to educate bicyclists and motorists on the legal and safe ways of interacting on roadways. All state employees who drive a state vehicle must complete driver training with these guidelines. Current police training includes an interactive training on understanding bicycle crashes and applying traffic laws to cyclists. Also, the state has 72 active League Cycling Instructors (LCIs) and recently developed and implemented a Bicycle and Pedestrian Safety Awareness Campaign Pilot Program. The campaign promotes safety tips for bicyclists, pedestrians and motorists through a variety of materials.

Arizona DOT's policy includes provisions for bicycle travel in all new major construction or reconstruction projects and utilizes intergovernmental agreements with local agencies for maintaining bicycle facilities in addition to updating the state's Roadway Design Guidelines within the last year. Each jurisdiction is encouraged to have at least one full-time Bicycle and Pedestrian Coordinator and to make bicycle and pedestrian connections between communities a priority.

In addition to the approximately 2,800 miles of non-motorized natural surface trails open to cyclists, Arizona plays host to many great recreational and encouragement events. El Tour de Tuscon and Great Arizona Bicycle Adventure, a multi-day ride that starts in northern Arizona and terminates at the Mexico border, are must-do events for cycling enthusiasts from around the world.

**Most compelling statistic:** Arizona has 41 LCIs and seven Bicycle Friendly Communities (BFCs). BFCs include:

- Gold - Tucson/East Pima County Region.
- Silver - Scottsdale and Tempe.
- Bronze - Chandler, Gilbert, Mesa, and Flagstaff.



## MINNESOTA

Contact Information: Tim Mitchell Phone: 651.366.4162  
tim.mitchell@dot.state.mn.us

**State Highlights:** Minnesota's transportation goals include promoting and increasing bicycling as an energy-efficient, non-polluting and healthful transportation mode. The state DOT works to promote multimodal transportation options that enhance mobility and provide access to all road users and has a policy to reduce traffic fatalities to zero. In addition to offering resources for bikeway design on the MNDOT Web site, the governor annually releases a proclamation declaring Bike to Work Week.

The work throughout the state has led to more paved trails than any other state and quadrupling the number of League Cycling Instructors in recent years. The multi-day Weekend on Wheels in Winona showcases the scenic bikeways of the state. Though the state has been home to major players in the bike industry, not to mention bicycling's biggest ally on Capitol Hill in Congressman Oberstar, its achievements have come without an organized state advocacy group. With the recent formation of Bicycle Alliance of Minnesota, the state should challenge for a higher ranking and award designation.

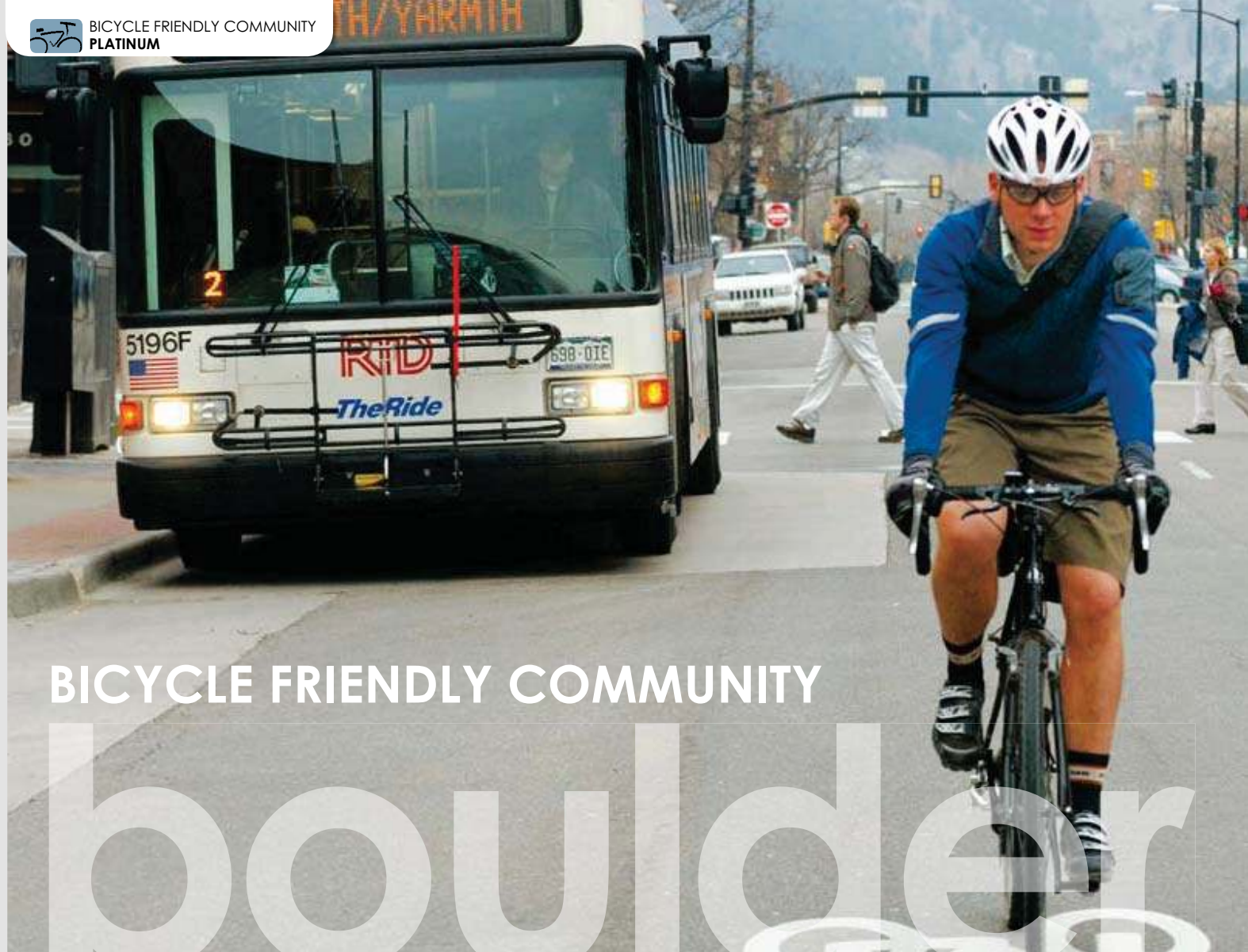
### Most compelling statistic:

- Minnesota has the third most miles of rail-trails in the U.S. with 1,461 according to the Rails to Trails conservancy.
- The 2008 Census American Survey results show that Minneapolis is second in people who commute to work by bicycle in major cities — increasing commuters by 12 percent since 2007.

"The state non-motorized transportation committee (SNTC) is proud to have Minnesota ranked fifth in the nation. This ranking has helped us evaluate our priorities and will influence our goals over the coming years. SNTC will continue to work with MNDOT on improving non-motorized transportation around the state and engage people to choose bicycling and walking."

- Minnesota Statewide Non-Motorized Transportation Committee Chair, Susan Koschak





## BICYCLE FRIENDLY COMMUNITY

# boulder

### BOULDER, COLORADO

**BFC Since:** 2004   **Population:** 101,500   **Square Miles:** 24  
**Contact:** Marni Ratzel   303.441.4138  
[ratzelm@ci.boulder.co.us](mailto:ratzelm@ci.boulder.co.us)

**Community Highlights:** Boulder, Colo. received the Platinum-level Bicycle Friendly Community designation in 2008, moving up from their 2004 Gold-level BFC designation. Boulder's bicycle network and service for cyclists are one of the most impressive systems in the nation. The city employs a Complete Streets approach when considering major transportation facility enhancements and maintains their bikeways to high-level transportation standards. Transportation systems cohere to making biking and walking the more accessible and effortless choice. Boulder's multimodal corridors give citizens an easy choice and transition between pedestrian, bike, bus and automobile connections. The expansive bike network has even led local real estate agents to show homes by bike in an effort to highlight the location's proximity to the network. In 2009, the City and its partners added two new underpasses, raising the count to 76 underpasses on the multi-use pathway system. To help bike commuters navigate the city's 380-mile network of bike facilities and trails, the

city hosts GOBikeBoulder.net. The site helps cyclists coordinate routes, terrain and traffic by offering turn-by-turn biking routes, miles traveled and calories burned, as well as CO2 and gas saved by not driving.

The city's winter weather climate is not problematic for bike commuters. Separate snow removal crews begin plowing the city's multi-use paths at exactly the same time that other crews are plowing city streets – proving that bike commuting is equally important as other forms of travel. Additionally, at least 95 percent of arterial streets have bike lanes or trails on them.

Boulder equally excels in bicycling education and promotion by developing several programs that have been the model for communities across the country. Twelve public and four private schools have Safe Routes to School programs to encourage more kids to walk and bike to school. Bear Creek Elementary was

*"The Bicycle Friendly Award was a wonderful way to recognize the dedication and vision of our many community partners who help make Boulder such a great place for bicycling. And it has spurred us to do even better."*

*- Susan Osborne, Mayor, City of Boulder*





selected as the recipient of the 2008 James Oberstar Award for involving 70 percent of its students in walking and biking activities. More than 7,000 people participated in Boulder's 2009 Bike to Work Day, one of more than 50 events during Walk & Bike Month. Other events include bike rides, walks, clinics, Park(ing) Spaces Day, contests between employers and individuals to encourage cycling and huge community gatherings. Local bicycling and outdoor-related businesses have formed an industry cluster group called Active Boulder with assistance from the Boulder Chamber. Other encouragement efforts include the Buffalo Classic and Circle Boulder by Bike events. Community Cycles, Singletrack Mountain Bike Adventures and Y-Riders offer youth-oriented programming to foster responsibility, peer support and to keep young people active in cycling. Boulder's investment has paid off. Bike use and other non-automotive modes of transportation have limited the growth in vehicular miles traveled in Boulder to approximately 1 percent annually since 1990.

**Most Significant Recent Accomplishment:** Construction of the 45-acre Valmont Bicycle Park began in 2009. The park will have free access and offer singletracks for mountain bikers, pump tracks for BMX riders, and cyclocross circuits for all skill levels.

**Most Compelling Community Statistic:** Boulder's bicycle commuting share is 9.9 percent —18 times the national average and the highest among Bicycle Friendly Communities surveyed by the 2008 American Community Survey.

**Best Result of Designation:** Boulder's City Council takes biking seriously and has expanded bike paths and planned a Transit Village, a cutting edge neighborhood that will serve as a central hub for bike, bus and hoped-for future passenger train traffic. The village centers on a car-free lifestyle. The promotion of the car-free village has helped increase Boulder's usage rate for bus, bike and walking transportation to 28 percent — three times the national average.

"Boulder's complete streets approach has transformed how we look at our transportation system. The city leaders made a conscious decision to provide multimodal options and have focused on our investments accordingly. We believe this is a sound financial approach to increasing mobility and supporting the quality of life enjoyed by those who live and work in Boulder."  
— Martha Roskowski, Program Manager, GO Boulder





## BICYCLE FRIENDLY COMMUNITY

### DAVIS, CALIFORNIA

**BFC Since:** 2005   **Population:** 63,722   **Square Miles:** 10.5  
**Contact:** Tara Goddard   530.757.5669  
[tgoddard@cityofdavis.org](mailto:tgoddard@cityofdavis.org)

**Community Highlights:** Bicycling is embedded into Davis' identity – so much so that the city's logo is a bike. Davis has been the pioneer city for innovative ways to accommodate and welcome cyclists for the last 40 years. Before there were local, state or national guidelines, the city researched and developed its own and built a great Bicycle Friendly Community. When the California Department of Transportation (CALTRANS) began formulating its own guidelines a number of years later, much of their work was loosely based on what Davis had developed. And, when national guidelines were developed, a lot of it was based on what CALTRANS had done – an amazing 40-year progression that trickled-down from Davis to communities throughout the country. The city changed state laws to favor bicycling, and Davis continues to work for a bike-friendlier community and state. Davis' population exploded from 6,000 residents to 60,000, which may be attributed to bicycling being at the core of the city's comprehensive plan – there are more bikes in Davis than there are cars!

Davis has bike lanes on approximately 95 percent of all its arterials and collectors. The city has 27 different grade separations for bicycles and pedestrians. In the last ten years alone, the city has spent more than \$14 million on bicycle projects. The city has recently spent \$7.4 million dollars completing a bicycle undercrossing of a two-lane county road, six lanes of Interstate

80, and two sets of railroad tracks. Davis budgets about \$100,000 per year for bike path maintenance, and has just initiated another bicycle undercrossing project of a major arterial. The community is open to, and has succeeded with, experimental facilities such as bike detectors, signal heads and bicycle-only roundabouts. This is the only U.S. community that has two full-time bike coordinators – one for the city and one for U.C. Davis – a whole staff, and two bicycle advisory committees – one for U.C. Davis' campus and one for the city.

Additionally, Davis has a seven-member Bicycle Advisory Commission, and U.C. Davis also has a separate Bicycle Programs Committee. During the month of May, the city holds a month-long bicycle celebration named Cyclebration that includes a double century, bike auction, historic bike tour, and a bike commute day. In a then radical vote many years ago, city residents eliminated public school busses, and now many children walk or bike to school. Davis also has a comprehensive local bike map with tips and resources, and the university offers Smart Cycling courses and has several League Cycling Instructors on staff. Cyclists' safety is a priority at the university. A lockdown during class changes ensures cyclists have the right of way. Smartly, the community lowered fines for cycling offenses to encourage police officers to increase enforcement – and the plan worked! More tickets are being given out, and more cyclists are following the laws of the road.

**Most Significant Recent Accomplishments:** Davis hosted, for the first time, the Tour of California as a Start Stage in February 2009.





Phyllis Harmon (center) is inducted into the U.S. Bicycling Hall of Fame, located in Davis, California.



Despite the rain and wind, thousands turned out in downtown Davis. Davis was selected again to be a Stage Start for the 2010 Tour of California.

The U.S. Bicycling Hall of Fame chose Davis as its new home after a nationwide search. The California Bicycle Museum, already located in Davis, is working with the hall of fame towards an anticipated open date of May 2010, coinciding with the Tour of California.

The City successfully applied for funding for the Fifth Street Road Diet, a bicycle- and pedestrian-enhancement project that will reduce lanes of the arterial through central Davis, add bicycle lanes along the corridor, improve pedestrian crossings, and create greater connectivity with existing neighborhoods near downtown Davis.

The City Council adopted the City of Davis Bicycle Plan, the most comprehensive bicycle plan update in years. The plan is now categorized by six Es (adding Equity to the League's traditional five Es) – Education, Encouragement, Enforcement, Engineering, Equity, and Evaluation.

**Most Compelling Community Statistic:** Davis' number of bicycle commuters is inspiring at 14 percent – roughly 35 times the national average.

**Positive Outcome from Receiving a BFC designation:** Receiving the BFC award generated a lot of discussion among the bicycling community about what the city was doing to continue to improve their status as the preeminent bicycling community in

the country. Because of this dialogue, and because the biking network is substantially built-out within the city limits, staff are developing a comprehensive Bicycle Plan update that focuses on increasing the modal share of cycling in the community. The goals of the plan are to help reduce Davis' impact on air quality and global warming and to improve the health of residents, especially the youth given the rising national concern over obesity and inactivity relating to long-term health issues. Renewed interest in bicycle advocacy, including the formation of Davis Bicycles!, has created greater opportunities and outlets for the community to express ideas about the city's resources and bicycling.

"Bike lanes, bicycle traffic signals and scenic trails permeate our community. With our commitment to bicycling and sustainability, Davis is proving that bicycling in our society makes more sense than ever. One of our favorite local expressions is that 'There are more bicycles in Davis than cars.' With our large and enthusiastic bicycling community, Davis is the site of many outstanding bicycle events throughout the year. Together with U.C. Davis, our town's support for bicycle programs and facilities is known throughout the country. We truly are Bike Town, USA."

- Mayor Ruth Uy Asmundson





## BICYCLE FRIENDLY COMMUNITY

### PORTLAND, OREGON

**BFC Since:** 2003    **Population:** 533,492    **Square Miles:** 134.30  
**Contact:** Roger Geller    503.823.7671  
[roger.geller@pdxtrans.org](mailto:roger.geller@pdxtrans.org)

**Community Highlights:** Bicycle provisions and promotion are integrated into almost every action taken by the City of Portland – beginning in the Mayor’s Office, down to actions taken by maintenance crews on the streets. Portland has a seamless and varied bicycle network that connects the whole city and has proven successful in increasing ridership. Portland dramatically increased its bicycle use and has a strong bicycle culture – all types of cyclists can find limitless opportunities to enjoy riding a bicycle.

Annually there are an estimated 2,100 rides, races and other events held to encourage cyclists – an average of six per day – and they draw more than 40,000 participants annually. Portland’s increased ridership comes with an improved focus on safety though a Share the Road ticket diversion program, newly installed side underrun guards on all city trucks and an Eye to Eye cyclist visibility campaign. The Bicycle Transportation Alliance offers one of the nation’s leading Safe Routes to School programs. The Community Cycling Center also offers an exciting Create a Commuter program that provides low income adults with a fully outfitted commuter bike, requisite commuting gear and bike safety training. In Portland, 60 percent of downtown police officers are on bike.

Portland is constantly looking to improve safety and comfort for bicycle riders and looks to renew interest in those not currently riding bicycles. In addition to implementing and testing bicycle boxes at locations throughout town, Portland has also begun to implement buffered bicycle lanes and on-street cycle tracks. Portland has also begun its next generation of bicycle boulevards and has already built the initial 15 miles. The city’s existing 30-plus miles of bicycle boulevards will all be updated and improved in early 2010. Additionally, to support local merchants and meet a surging demand, Portland has provided 43 on-street bicycle parking corrals — installing 30 of them in 2009 alone! Each corral offers parking for 12 bikes for every car space removed. Not content to stop there, in early 2010 Portland will complete a comprehensive update of its bicycle master plan, continue to expand the city’s infrastructure and programs, and improve off-road riding access. The plan will call for reworked policies, designs and a bikeway network that will set the stage for transforming itself into a true world-class bicycling city.

**Most Significant Recent Accomplishment:** Portland has three significant achievements from the past year: One, Portland held three highly successful car-free Sunday Parkways in 2009 — so successful that in 2010 the city will hold five such events. Two, on-street bicycle corrals are popping up throughout the city’s many commercial districts and are serving as a visible indicator





Bicycle provisions and promotion are integrated into almost every action taken by the City of Portland – beginning in the Mayor's Office, down to actions taken by maintenance crews on the streets.



of the benefits bicycling brings to local businesses. Three, Portland is improving conditions for bicycling across town: two buffered bicycle lanes and a cycle track downtown, another buffered bicycle lane further out, and the beginning of an expanded and improved network of bicycle boulevards were built in 2009.

**Most Compelling Community Statistic:** Bicycle ridership in Portland has almost tripled since 2000. The most recent American Community Survey indicates that 6 percent of Portlanders use the bicycle as their primary means of transportation for work.

The value of bicycle-related industry to Portland's economy is astounding. The bike industry equates to nearly \$100 million for Portland, according to a Portland Economic Study conducted by Alta Planning + Design.



"The inclusion of recreational cycling in the Bicycle Friendly Community application has been a new avenue to bring off-road cycling to the attention of city leaders. Portland, Ore. is a great example. While known as the city for bicycling in the U.S., it has long lacked access to quality singletracks and skill-parks that other major cities offer. The exuberance among bike leaders during the city's Platinum designation was seized by the mountain biking community as an opportunity to point to these deficiencies and offer a way to help the city maintain its Platinum status. Transportation planners are recognizing mountain biking as a gateway activity to encourage bicycling as a way of life, in creating commuters, and taking active steps to help bring mountain biking opportunities to the city." - Jill Van Winkle, IMBA Trails Solutions





## CORVALLIS, OREGON

**BFC Since:** 2003 **Population:** 53,165 **Square Miles:** 13.83

**Contact Information:** Joe Whinnery 541.754.1730

joe.whinnery@ci.corvallis.or.us

**Community Highlights:** Corvallis has a 22 percent bicycle mode share, bike lanes on 97 percent of arterial streets, and bicycle education and encouragement programs like week-long bicycle trainings for fifth graders and bicycle diversion programs that allows cited bicyclists to take an education program in lieu of a ticket. The city's police department participates at every Bicycle Commission meeting, and the city has developed many bicycle-related educational materials that are available to the public. One of the department's performance measures is the number of bicycle/skateboard citations. As the need arises, the community puts certain problem locations on the Directed Patrol lists. The Bicycle and Pedestrian Advisory Commission has a public comment period at all meetings, and the town's Web site encourages comments to staff or elected officials. As far as encouragement, the August in Motion initiative; Get There Another Way Week, which is sponsored by the city and supported by Oregon State University and other local employers; and the Intermodal Transit Mall with bike racks and bike storage lockers are models for other communities to consider.



**Most Significant Recent Accomplishment:** This year the Oregon State University added 28 bike lockers to their campus, and reconstructed the entry corridor to the university to accommodate bike lanes and improved bike/pedestrian crossings. The City received \$150,000 in Safe Routes To School funding to add covered bike parking and racks at elementary schools, and to continue education at primary schools by hiring a part-time coordinator.

**Most Compelling Community Statistic:** The most recent city survey conducted by The National Research Center's National Citizen Survey™, indicated a cycling mode share of 22 percent.

**Positive Outcome from Receiving a BFC Designation:** Visitors to Corvallis are greeted by signs that lets them know Corvallis is a gold Bicycle Friendly Community.



## EUGENE, OREGON

**BFC Since:** 2004 **Population:** 142,681 **Square Miles:** 40.5

**Contact Information:** David Roth 541.682.5727


david.f.roth@ci.eugene.or.us



**Community Highlights:** Eugene has a 7 percent bicycle mode share – more than ten times the national average. This high rate of ridership can be attributed to a well-connected on- and off-street bicycle network, supportive city policies, and an engaged bicycle advocacy community. Active transportation has been a strong part of Eugene's identity for decades; the commitment to providing facilities and support for bicycling has resulted in greater community livability for all residents. Destinations within the city have ample bike parking, the off-street path network is expanding yearly, and a number of bike boulevards provide comfortable riding conditions for all types of bicyclists. Children in Eugene are exposed to bicycling early through a comprehensive Safe Routes to School program which advocates for and promotes the practice of safe bicycling and walking to and from schools throughout the Eugene area. In addition to a great urban cycling network, Eugene's recreational cyclists can access the Pacific Coast to the west and the Cascade Mountains to the east on low-traffic, bike-friendly, rural roads. City staff and local advocates encourage bicycling at events year-round, including the annual Bike Day, the Eugene Walking and Biking Summit, monthly Breakfast at the Bridges events in the







Eugene has a 7 percent bicycle mode share – more than ten times the national average. This high rate of ridership can be attributed to a well-connected on- and off-street bicycle network, supportive city policies, and an engaged bicycle advocacy community.



summer, International Walk and Bike to school day and at major neighborhood events. The City of Eugene recently obtained a significant amount of Federal stimulus dollars to allocate towards infrastructure and programmatic projects designed to increase local bicycle ridership.

Eugene has an impressive annual Business Commute Challenge. The weeklong competition is conducted every October. Companies compete to see which workplace has more employees who bike, walk or take the bus to work. The city also celebrates bicycling through Kidical Mass, the Spring Roll Alley Cat Food Drive, Bike Polo, Bike Brigade Mobile Bike Dance Parties, and more.

**Most Significant Recent Accomplishment:** The City of Eugene constructed a Ped/Bike bridge over the I-5 Freeway that connects to Springfield, Ore. Currently underway is a major shared-use path connecting South Eugene to the downtown area, an investment of more than \$350,000.

**Most Compelling Community Statistic:** Every middle school in the community offers a bicycle safety education program, and more than 9,000 students participated in bicycling and walking safety events last year.



## FORT COLLINS, COLORADO

**BFC Since:** 2003    **Population:** 118,652    **Square Miles:** 46.5  
**Contact Information:** Dave "DK" Kemp    970.411.2411  
 DK@fcgov.com

**Community Highlights:** Fort Collins makes bike commuting easy with its integrated on- and off-street bicycle network and its informative Web site [www.fcgov.com/bicycling](http://www.fcgov.com/bicycling) – complete with shared lane marking information, bike project updates, educational materials, events and federal transportation updates. The city's flat terrain, 280-plus miles of wide bike lanes, and 30-plus miles of bike trails that follow the scenic Poudre River and Spring Creek make commuting a breeze. The surrounding vicinity offers incredible road biking – flat prairie, country roads and steep climbs. There is also great mountain biking nearby.

**Most Significant Recent Accomplishment:** The Bike Library has 4,300 patrons and patrons have cycled 46,684 miles. That's 21 metric tons of CO2 not released into the atmosphere. Thanks to the Fort Collins Bike Co-op, Fort Collins now has 20 League Certified Instructors.

**Most Compelling Community Statistic:** The Census Bureau reported that 7.4 percent commuters go by bike, up 2 percent in two years. The 2009 Bike to Work Day attracted over 30 local business sponsors and 4,000 participants.

**Positive Outcome from Receiving a BFC Designation:** The BFC designation has helped brand Fort Collins as a bicycle friendly community to its residents and visitors. We like to say, "In Fort Collins, bicycling is a way of life!"



"The success of the Bicycle Friendly Community program has inspired city leaders to be the best that we can be with respect to bicycle infrastructure, safety, education, and encouragement."  
 - Mayor Darin Atteberry in a letter to the League, Fall 2009





## JACKSON AND TETON COUNTY, WYOMING

**Since: 2006**   **Population: 8,647**   **Square Miles: 2.79**  
**Contact Information: Brian Schilling**   **307. 732.8573**  
**bschilling@ci.jackson.wy.us**

**Community Highlights:** Teton County voters overwhelmingly approved \$6 million in an optional 1 cent sales tax for a pathway connection between Wilson and the Jackson Wyo. Jackson has developed a Pathway Master Plan that outlines non-motorized mode-shift goals, total number of paths and a complete streets guide for Teton County. Friends of Pathways, the local non-profit non-motorized advocacy group, partners with the Wyoming Department of Transportation to organize Bike to Work events during June and partners with the Sheriff's Department to co-sponsor the Kids Bike Rodeo. The city consistently parks more than 400 bicycles each Fourth of July during the Music in the Hole concert.

**Most Significant Recent Accomplishment:** Teton County added five miles of scenic singletrack last year and have 110 miles of close-to-home bike and hike trails on national forest land. Teton County broke ground on six miles of new pathway from Jackson along the National Elk Refuge to Grand Teton National Park, connecting to the park's planned 40-plus mile pathway system.

**Positive Outcome from Receiving a BFC Designation:** The BFC designation allows Jackson Hole and Wyoming to promote themselves as a bicycling destination. Jackson is a largely tourism-based economy that relies heavily on recreational tourism. Being a BFC provides an additional element to attract tourists. Jackson updated their bicycling ordinances last fall, and the BFC designation gave a framework to base the legal language to make conditions better for cyclists.



## MADISON, WISCONSIN

**Since: 2006**   **Population: 221,551**   **Square Miles: 84.70**  
**Contact Information: Arthur Ross**   **608.266.6225**  
**aross@cityofmadison.com**

**Community Highlights:** Mayor Dave Cieslewicz formed the Platinum Biking City Planning Committee with the goal of becoming a platinum BFC. The committee's report "Making Madison the Best Place in the Country to Bicycle" was adopted by the city council in April of 2008. This report lays out an exciting future for cyclists in the city. "Objectives and Policies for the City of Madison," part of the plan, supports providing a flexible transportation system which provides alternative modes

of travel to most destinations, minimizes conflicts among the different modes, and discourages single-occupant motor vehicle commuting. Bicycle infrastructure is included when constructing or reconstructing city streets and include requirements for bicycle traffic in all traffic control device designs. All or almost all roadway projects funded with Surface Transportation dollars over the past 10 years have included bike lanes. Another impressive testament to cycling is the abundance of bicycle commuters in the area commute all yearlong, even through Wisconsin winters.



**Most Significant Recent Accomplishment:** Madison held a successful ciclovia event, Ride the Drive, in August 2009. Based on its success, two Ride the Drive events will be held in 2010.

**Most Compelling Community Statistic:** Madison conducted a community survey on bicycling in 2009 with results indicating 71 percent of people in Madison own or have access to a bicycle. Madison is continuously working on improving and increasing bicycle paths, lanes and routes to get the 71 percent of people on their bikes and out of their cars.

**Positive Outcome from Receiving a BFC Designation:** Madison's first Stimulus Package project was a bicycle and pedestrian overpass. It completes the Starkweather Creek Path. Also, Madison installed its first bicycle boxes and designated its first bicycle boulevard in 2009.





## PALO ALTO, CALIFORNIA

**Since: 2003**   **Population: 56,862**   **Square Miles: 23.69**  
**Contact Information: Kathy Durham**   **650. 329.2568**  
**kathy.durham@cityofpaloalto.org**

**Community Highlights:** Palo Alto's BFC status is not just about past efforts but is an integral part of the city's vision for a more sustainable transportation future where residents choose alternatives to driving. Recent engineering improvements include their second bicycle boulevard, a 0.75 mile route that serves three schools and provides better connectivity to transit and major employment districts, and a third boulevard is scheduled for 2010 – enhancing links, safety and signage along the last unimproved segment. The city also partners with the Palo Alto Unified School District and the Palo Alto Council of PTAs to provide an in-class traffic safety education program that starts with kindergarten through second grade pedestrian safety, followed by third through sixth grade bike safety education. Parent education is facilitated by PTA traffic safety representatives in each school.

**Most Compelling Community Statistic:** In fall 2009, counts showed that 1,175 middle school students were bicycling to school – 45 percent of the total enrollment – and a combined count for the two high schools was 1,215 – more than a third of the student body!

**Positive Outcome from Receiving a BFC Designation:** Last year the mayor launched Palo Alto Walks and Rolls – a coalition to encourage more people to walk and bike more often, linking healthy commute choices to a less congested and greener community.

"The idea is to encourage more people to use alternative modes of transportation more often. It makes a difference."

- Palo Alto Mayor  
Peter Drekmeier



## SAN FRANCISCO, CALIFORNIA

**Since: 2006**   **Population: 739,426**   **Square Miles: 47**  
**Contact Information: Damon Curtis**   **415.701.4674**  
**damon.curtis@sfmta.com**

**Community Highlights:** The 2008 American Communes Survey tracked a 37 percent rise in bicycle commuting since 2000, and the 2000 Census showed that San Francisco has the highest percentage of residents who commute to work by bicycle among cities with a population of 500,000 or above in the U.S. The Golden Gate Bridge has a path that is available for cyclists 24 hours a day, and the Bay Bridge will have a 15.5-foot-wide bicycle and pedestrian path that will run along the eastbound deck of the two-mile long structure. Bicycles are allowed on BART commuter rail, CALTRAIN commuter heavy rail, and on all ferries and bike-rack-equipped buses. There is a bike shuttle across the Bay Bridge during rush hour.

San Francisco promotes Bike Month, with as many as 35,000 people riding into San Francisco on Bike to Work Day. The San Francisco Police Department works with cyclists, from safety to bicycle theft to injury collision reporting. The city has an excellent partnership with the San Francisco Bicycle Coalition (SFBC). One excellent program being undertaken is SFBC's education for various kinds of professional drivers including taxi, USPS, and other delivery drivers.

**Most Compelling Community Statistic:** San Francisco's benchmarking report State of Cycling in San Francisco was released on Bike to Work Day 2009. The report has data that includes more than 60 percent of bike trips are for utilitarian purposes rather than leisure or fitness rides. Nationally, this figure is 5 percent.







## SEATTLE, WASHINGTON

**Since:** 2008 **Population:** 563,374 **Square Miles:** 142  
**Contact Information:** Sandra Woods 206.733.9408  
[sandra.woods@seattle.gov](mailto:sandra.woods@seattle.gov)

**Community Highlights:** Seattle's Bicycle Master Plan is one of the most progressive in the nation with green bike lanes at a dozen locations and the 3.6 mile Chief Sealth Trail made of recycled materials. The plan calls for a 455 mile network putting 95 percent Seattle residents within a quarter-mile of a bike facility. Each year, the program will target two of six city zones with a neighborhood-based bicycle encouragement and education campaign that seeks to increase bicycle ridership, trips and safety. Residents will be able to request bicycle information kits that will include a bicycle map, safety information, and a calendar of community programming that will be personally delivered by the City's Bicycle Ambassadors, who will also lead neighborhood clinics and participate in special events such as low-cost helmet sales. The City has contracted with the Bicycle Alliance of Washington, and SDOT officials meet regularly with Seattle's Police Department Traffic Division to discuss problem locations and enforcement solutions.

**Most Compelling Community Statistic:** According to the American Community Survey, Seattle's bike to work commuting numbers rose 56 percent from 2000 to 2008 – proving that their bike plan is working.



"Working towards the BFC recognition was useful in many ways, but three stand out as the most important. First, looking at the criteria in the application helped us refine our annual work plan, including setting measurable goals with an accelerated timeline. Second, it put a spotlight on areas that needed improvement and helped us to reprioritize some of our efforts. Third, filling out the application required that we work closely with other agencies and the bicycling community." - Peter Lagerwey, Former Seattle Bicycle & Pedestrian Program Manager



## STANFORD UNIVERSITY, CALIFORNIA

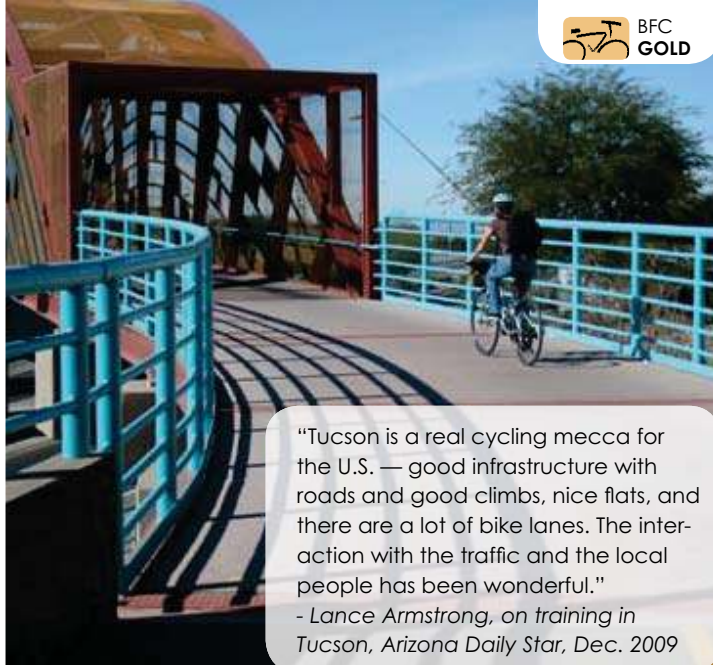
**Since:** 2008 **Population:** 13,315 **Square Miles:** 2.79  
**Contact Information:** Ariadne Delon-Scott 650.725.2453  
[adscott@stanford.edu](mailto:adscott@stanford.edu)

**Community Highlights:** With a daily on-campus population of more than 30,000 students, faculty and staff, Stanford University needs to be able to move in a relatively confined space. Encouraging bicycle use is one of their strategies to do so – 1/3 of Stanford's roadways have bike lanes. They have traffic circles to reduce conflict between pedestrians and cyclists and over 12,000 bike parking spots, more than 50 bike lockers, and 175 bike racks throughout campus. Lockers and showers are also available for commuting cyclists. Other encouragement efforts include valet bike parking at home football games and other events, and \$282 stipend for bike commuting eligible members of the Commute Club. To encourage new students, Stanford sponsors the Dormitory Road Show to discuss bike safety and encourage helmet use, in addition to giving out 2,500 bike lights and 200 helmets. A pilot Bicycle Safety Diversion program was created for cyclists ticketed for traffic violations in lieu of fines. Bike Safety Presentations are also offered as a part of Stanford University's Public Safety's Bike Diversion Program.

**Most Compelling Community Statistic:** The Bicycle Safety Diversion Class survey results indicate 100 percent learned something new about bike safety, would refer their friends and reported the class was worthwhile.







## TUCSON & EAST PIMA REGION, ARIZONA

Since: 2004 Population: 512,023 Square Miles: 194.6

Contact Information: Ann Chanecka 520.792.1093

achanecka@pagnet.org

**Community Highlights:** Tucson has passed a policy to include bike lanes on all new street construction, as well as on all reconstruction projects. A Bikeway Improvement Program and a Spot Bicycle/Pedestrian Improvements List have been implemented with the help of the Tucson-Pima County Bicycle Advisory Committee. The Safe Routes to Schools Program held 74 rodeos and reached over 2,000 schoolchildren in 2009. The free bicycle safety classes continue to be popular, with over 600 participants attending Smart Cycling, Commuting or Kids Safety classes. The Brad P. Gorman Memorial Bikeway Fund, which was started in memory of a cyclist who was killed while riding his bicycle, has helped fund regional Share the Road guides, helmets and lights.

**Most Significant Recent Accomplishment:** In the past year, 60 miles of bikeways have been added or are under construction, increasing the regional bikeway miles to 817. Fifteen new HAWK lights, they help cyclists cross busy streets, have been installed, and the Tucson HAWK invention was approved in the Manual on Uniform Traffic Control Devices. The city installed their first bike box, two bike corrals and is designing 27 miles of bicycle boulevards. The diversion program in 2009 educated 299 bicyclists who received a citation for a traffic infraction. In addition, four of the major employers in the region have instituted or expanded a bike share program.

**Most Compelling Community Statistic:** With more than 817 miles of bikeway facilities in the region, most residents in the Tucson metro area have access to a bike facility within 1/3-mile of their house or place of work.

**Positive Outcome from Receiving a BFC Designation:** The BFC designation enhanced bicycle tourism in the region and has given the Tucson economy a much needed boost. Tens of thousands of people participate annually in the El Tour de Tucson, Tour of the Tucson Mountains, Arizona cycling races, triathlons, Multiple Sclerosis Rides, and other benefit events.



## ANN ARBOR, MICHIGAN

Since: 2005 Population: 114,028 Square Miles: 28

Contact Information: Eli Cooper ecooper@a2gov.org

**2009 UPGRADE** **Community Highlights:** Michigan's economy is heavily dependent on the automobile but Ann Arbor is committed to increasing bicycle and pedestrian options. The City Council has earmarked 5 percent of its state gasoline and weight tax revenues for non-motorized transportation improvements, particularly on-road bicycle lanes.

### Most Significant Recent

**Accomplishment:** Ann Arbor Downtown Development Authority (DDA) installs and maintains bicycle hoops and on-street racks in the area. In April 2010, the DDA will re-install on-street bike racks and begin ordering new bicycle hoops for installation where needed. If citizens know of a downtown location that could benefit from additional bicycle parking, have noticed a hoop in need of repair or an abandoned bicycle, citizens can make requests on DDA's Web site form at [www.a2dda.org/parking\\_\\_transportation/bike\\_parking\\_request/](http://www.a2dda.org/parking__transportation/bike_parking_request/).



Ann Arbor Mayor Hieftje on Bike to Work Day 2009.

**Most Compelling Community Statistic:** The 2000 United States Census showed that 2.4 percent of the 114,100 residents of Ann Arbor at that time commuted to work by bike. The United States Census American Factfinder reported that more than 4 percent of Ann Arbor employees commuted to work by other means, including by bike, in 2005-2007.

**Positive Outcome from Receiving a BFC Designation:** The adjoining communities of Saline, Ypsilanti and Pittsfield Township have developed bike system plans to connect to the work underway in Ann Arbor.





## ARLINGTON, VIRGINIA

Since: 2003 Population: 200,226 Square Miles: 26  
Contact Information: David Goodman 703. 228.3709  
Dgoodman@arlingtonva.us

**Community Highlights:** Bicycling is a way of life for Arlingtonian commuters, city dwellers, exercise enthusiasts and government officials — the Car Free Diet was implemented in Arlington several years ago and has a dynamic Web site to encourage a car free lifestyle (carfreediet.com). The county is an ideal community for not owning a car and bicycling is incorporated into all transportation systems. Arlington has an extensive network of facilities — more than 90 percent of households are within a quarter-mile of a designated bike facility. Arlington's population continues to increase without increasing traffic. Furthermore, representatives from the Department of Environmental Services and the police assess conditions for walking and biking to school and provide improvements with the county's capital improvement program.

**Most Significant Recent Accomplishment:** The extension of the Four Mile Run trail under I-395 and a major surface highway eliminates a mile-long on-road detour and provides a safer, more direct connection between the busy Mount Vernon and W&OD Trails.

**Most Compelling Community Statistic:** The Custis Trail gets approximately 1,000 riders every weekday and peaks with 1,350 riders — a.m. and p.m. peaks are around 120 riders per hour.

**Positive Outcome from Receiving a BFC Designation:** The community considers biking accommodation an integral element of Arlington's transportation system, instead of thinking of it as a marginal or luxury issue for a special sub-group.



## AUSTIN, TEXAS

Since: 2007 Population: 681,804 Square Miles: 271.8  
Contact Information: Annick Beaudet 512. 974.6505  
annick.beaudet@ci.austin.tx.us

**Community Highlights:** Austin accommodates cyclists on all new road projects and reduces motor vehicle lanes to install bicycle lanes. Four percent of Austin residents bike commute to work, and the numbers have increased by 41 percent from 2000 to 2008. Municipal Court mandates the LCI motorist course to motorists cited for illegal behavior toward cyclists. The Yellow Bike Project partners with schools in low income areas to provide after school programs. Austin is home to four cycling associations and Austin's bicycle hotline requests for maintenance are responded to within 24 hours.

**Most Compelling Community Statistic:** As of February 2009, the Austin region had 1,450.9 miles of bicycle facilities, including: 49.5 miles of multi-use paths (not including primarily recreational trails), 131 miles of bicycle lanes, 287 miles of paved shoulders, and 984 miles of shared lanes and wide curb lanes (143 are signed). Austin has 9 miles of bicycle facilities for every 10,000 residents of the city. In 2009 the city installed 20.7 miles of parking-free bicycle facilities and 8.5 miles of bicycle facilities.

"Don't be surprised to see me riding to City Hall on a bicycle. At our office, the One Texas Center, the Watershed Protection and Development Review Department has started a check-out program where bicycles for staff are available to use to ride around during business hours; and yes, I've been a participant. It is quicker for me to bike to City Hall than it is to drive." - Joe Ramos, former Director of the City of Austin Public Works Department







## BELLINGHAM, WASHINGTON

Since: 2006 Population: 73,460 Square Miles: 25.5

Contact Information: Kim Brown 360. 778.7900  
kimbrown@cob.org

**Community Highlights:** Bellingham was selected as the first of four communities nationwide for the TravelSmart Individualized Marketing pilot project. Bellingham reduced drive-alone trips by 8 percent and increased bicycle, walking and bus trips at the same rate. Bellingham is a funding partner with the Whatcom Council of Governments - an innovative community trip reduction project. Bellingham's Bicycle Pedestrian Advisory Committee hosts an annual series to educate about non-car transportation, planning and land use, and bicycle safety. In 2008 Bellingham amended its Transportation Concurrency Management Ordinance, to focus on multimodal transportation.



**Most Significant Recent Accomplishment:** Bellingham Public Works Engineering Department utilized cutting-edge technologies to install bicycle facilities in environmentally sensitive areas. One project installed porous concrete bike lanes for drainage and infiltration as the primary stormwater system for the roadway. A second project included a 1,000 foot bike lane link through a high-quality wetland area by using an innovative embankment design to support the bike lanes while filtering runoff. Three additional bike lane projects will be completed in 2010.

**Most Compelling Community Statistic:** Bellingham's 2008 Individualized Marketing project covered one-third of Bellingham households, producing an increase in bicycle trips of 35 percent since 2007, and in 2009, 8,600 people participated in Bike to Work and School Day.

**Positive Outcome from Receiving a BFC Designation:** The local newspaper increased coverage on bicycling issues, and there has been a dramatic increase in the number of participants in Bike to Work and School Day.



## BEND, OREGON

Since: 2005 Population: 80,995 Square Miles: 33

Contact Information: Rick Root rroot@ci.bend.or.us

2009  
UPGRADE

**Community Highlights:** Bend has 26 roundabouts, seven pathway river bridges, a bike tunnel and 90 percent of its arterial streets have bike lanes. Students are encouraged to ride their bikes to school on Bike to School Tuesdays from May to June. Bend initiated a seven-route transit system in fall of 2006. All of Bend's buses are equipped with bike racks, and bike use on transit has increased dramatically since 2007. Bend has hosted national cycling events like the USA Cycling National Cyclocross Championships and the USA Cycling Road National Championships.

**Most Significant Recent Accomplishment:** The town finished a complete streets project on Galveston Avenue: including sidewalk construction, bike lane striping and other traffic calming features.

"The BFC designation helps encourage people to ride, especially when they may have reservations about facilities and safety. Bend is a great place to ride!" - Jeff Monson, Executive Director  
*Commute Options for Central Oregon*

**Positive Outcome from Receiving a BFC Designation:** There continues to be increased community awareness of bicycling as a legitimate mode of transportation.





"The Town of Breckenridge supports bicycling because it is sustainable, healthy and fun." - Mayor John Warner

## BRECKENRIDGE, COLORADO

**Since: 2009**   **Population: 3,493**   **Square Miles: 5.5**

**Contact Information: Scott Reid**   **970.547.3155**

**scottr@townofbreckenridge.com**

### NEW

**Community Highlights:** Breckenridge offers outstanding opportunities for all types of cyclists. The extensive bikepath system, bike lanes and low volume roads are supplemented by over 100 miles of mountain biking trails, all nestled in a Rocky Mountain valley close to Denver. Town employees are encouraged with incentives to choose alternative transportation through a healthy lifestyle program Green Commutes. The community has a local mountain bike race series and mountain bike junior league program to encourage locals and their children to ride. Breckenridge hosts

several large races as well, including the Firecracker 50 which leads off the 4th of July parade. A new ride started in 2009 called the Breck Epic, which is a multi-day ultra-endurance stage race that will promote cycling and healthy lifestyles. Several elected officials bicycle commute year-round, even during the winter months. The police patrol on mountain bikes, the transit system is bicycle friendly, and the Breckenridge ski area offers a lift-served mountain.



**Most Significant Recent Accomplishment:** A large portion of the Blue River Recreational pathway was realigned and reconstructed as part of the Highway 9 widening project CDOT. Several new miles of singletrack trail were added.

**Positive Outcome from Receiving a BFC Designation:** The city thoroughly evaluated weaknesses and focused resources towards additional signage and striping to help with cyclist safety and way-finding.



## CHICAGO, ILLINOIS

**Since: 2005**   **Population: 2,896,016**   **Square Miles: 234**

**Contact Information: Ben Gomberg**   **bgomberg@cityofchicago.org**

**Community Highlights:** Mayor Richard M. Daley made it his goal to "make the City of Chicago the most bicycle-friendly city in the United States." Mayor Daley's Bicycling Ambassadors, with seven staff between May and October, teach drivers how to interact safely with cyclists, teach 30,000 children in summer camps, and attend community events to deliver bike safety and road sharing information, like Bike Chicago – an annual five-month series of educational events in Chicago neighborhoods. Chicago also offers Critical Mass and Bike the Drive (drawing more than 23,000 people) – along a car-free Lake Michigan. Other positive developments in Chicago include the new Major Taylor & Burnham Trails and the installation of Dutch stairs at the Lakefront Trail. Chicago has a strong partnership with Chicago's cycling community, especially the Active Transportation Alliance, formerly the Chicagoland Bicycle Federation.

**Positive Outcome from Receiving a BFC Designation:** Chicago has expanded its bikeway network from 75 miles to 350 miles in the past 15 years. The ambitious 2015 Bike Plan's overall goals are to increase bicycle use so that 5 percent of all trips less than five miles are by bicycle and to reduce the number of bicycle injuries by 50 percent.



"Creating bicycle-friendly communities is one of the smartest investments a city can make for the health of its residents and environment"

- Rob Sadowsky, Executive Director,  
Active Transportation Alliance





## COLORADO SPRINGS, COLORADO

**Since:** 2008 **Population:** 360,890 **Square Miles:** 186  
**Contact Information:** Kristin Bennett 719. 385.5622  
[KBennett@springsgov.com](mailto:KBennett@springsgov.com)

**Community Highlights:** Colorado Springs adopted a Complete Streets ordinance three years ago, and now all road users, including cyclists, are considered in all new roadway projects. To jump start the effort the community invested in infrastructure such as new surfacing and signage for the Flagship Pikes Peak Greenway, implemented the nationally recognized road diet project, and added 14 miles of bicycle lanes. Colorado Springs also added recreational cycling facilities in their town to encourage younger riders, including four BMX / skate parks and a fifth planned 40,000 square foot BMX / Skate Park in Memorial Park. Colorado Springs funds many of these bicycling projects through a \$4 Bicycle Tax that is added to the sale of all new bikes. The purpose of the tax is to provide funding for city bikeway improvements – off-street bicycle paths and bikeway improvements recommended by the Bicycle Plan. These efforts, in addition to events like Bike to Work week which attract more than 7,500 participants, make Colorado Springs a great place to ride a bicycle.

### Most Significant Recent

**Accomplishment:** Colorado Springs has garnered national attention and recognition on several 'road diet' projects. Additionally, Colorado Springs has expanded their bike network to include 54 miles of bike lanes, with a 10 percent increase in 2007 alone, and an impressive 104 miles of concrete, asphalt, or groomed natural surface trails within their urban trails system. The city also added 14 miles of bicycle lanes and made substantial resurfacing and signage improvements to the Flagship Pikes Peak Greenway.

**Most Compelling Community Statistic:** Colorado Springs voters approved a 0.10 cent sales tax for trails, open space and parks. This tax generates \$6 million annually and has developed almost 50 miles of new trails and the acquisition of 5,700 acres of parks and open space over the last 11 years.



## COLUMBIA, MISSOURI

**Since:** 2009 **Population:** 96,093 **Square Miles:** 60  
**Contact Information:** Robert Johnson 573.442.7189 ext. 28  
[robert@pednet.org](mailto:robert@pednet.org)

**NEW Community Highlights:** As part of the Federal Highway Administration's Non-Motorized Transportation Pilot program, GetAbout Columbia was created in 2006 to help encourage bicycling. The organization distributes bicycle safety materials, offers bicycle safety classes and organizes community bicycle events. There is the Way To Go To Work program that concentrates on outreach efforts to reward and educate cyclists; Errand Bike – a program where bicycles are placed in different business locations for employees to experience the benefits of using a bicycle for short trips; Cycle Recycle – a program where 200 bicycles are fixed per year and re-distributed to those in need; Earn A Bike – a program that mentors grades fifth through eighth grades in bicycle mechanics and rewards them with a bicycle; and Neighbors on the Go – a program which educates residents to try alternative transportation modes.

**Most Significant Recent Accomplishment:** The GetAbout Columbia project has a program called Bike Safe – a 30 minute presentation given to kindergarten through third grades in most Columbia Public Elementary Schools.

**Most Compelling Community Statistic:** The city reported a 2.5 times gain in bicycle ridership from 2007 to 2008.





## DURANGO, COLORADO

**Since: 2008**   **Population: 15,878**   **Square Miles: 7**  
**Contact Information: Mary Monroe**   **970.259.4682**  
**Mary@trails2000.org**

**Community Highlights:** Durango's bike mode share is more than 10 times the national average and has access to more than 700 miles of singletrack trails for mountain biking. The city accommodates cyclists of all abilities with 12 miles of paved pathways, trails and 22 miles of designated bike lanes. These efforts are helped by a 0.25 percent sales tax increase to fund trails, open spaces, and the grass-roots organization Trails 2000. Durango is host to the 40-year-old, 2-day Iron Horse Bicycle Classic; a 1,200-participant Bike to Work Day celebration and a stop on Tour de Fat. Durango's education efforts include partnering with Colorado DOT in the Share the Road media campaign.

**Most Significant Recent Accomplishment:** Durango recently completed the 7-mile Animas River Trail bike path and is now addressing annexing an additional 10 miles to this trail system.

"The Bicycle Friendly Community process helped Durango secure its first multi-modal coordinator position and bring buy-in for alternative transportation as a viable and important concern for our community. We are so proud to be a BFC and look forward to making important changes that will help us move up the designation ladder!" - Mary Monroe, Executive Director, Trails 2000



## FOLSOM, CALIFORNIA

**Since: 2003**   **Population: 63,960**   **Square Miles: 21.6**  
**Contact Information: Jim Konopka**   **916.351.3516**  
**jkonopka@folsom.ca.us**

**Community Highlights:** The new bike facilities on the Folsom Lake Crossing Bridge/Road include full-width bike lanes on the bridge and a separated Class I Bikeway along the length and the approaches to the bridge. This project connects the existing and proposed Folsom Bikeways with the 30-mile Regional American River Bike Trail. The Folsom Area Bicycle Advocates and the City of Folsom put together the Folsom Bike Film Festival to kick off the Amgen Tour of California. The Folsom Bike Film Festival is a regular event at the annual Bike Commute Month celebration. There are also regular bike rides with city staff, and the Folsom Area Bicycle Advocates help city staff understand the issues and concerns facing cyclists. City staff follows up with a written summary of the issues encountered.

**Most Compelling Community Statistic:** The Sandra J. Gallardo Elementary in Folsom held their international walk and bike to school event one day early, and 92 percent of the students – that's 669 out of 728 students – walked, biked or rode the bus to school. That was a 28 percent increase over last year, and 21 percent of the classes had 100 percent participation; 54 percent of their classes has 90.99 percent participation and 18 percent of their classes had 80.89 percent participation.

**Positive Outcome from Receiving a BFC Designation:** Folsom has seen a steady interest toward cycling, and the designation has been the driving force for bringing new cycling events to Folsom – like the Folsom Cyclebration and the ever popular Bike Commuter Month celebration.







## GAINESVILLE, FLORIDA

**Since: 2004**   **Population: 117,182**   **Square Miles: 49.1**  
**Contact Information: Dekova Batey**   **352.334.5070**  
**bikeped@cityofgainesville.org**

**Community Highlights:** Gainesville boasts one of the highest percentages of bicycle commuters among major population centers in the U.S. at 5.25 percent. With so many cyclists on Gainesville's streets, bicyclist and motorist education are critical. The city's police department works with the community and the Bicycle/Pedestrian Advisory Board to address traffic enforcement in targeted areas related to bicycle hazards and Share the Road issues. Gainesville has a Safe Routes to School program to improve safety and encourage children to bicycle and walk to school. The Florida Traffic and Bicycle Safety Education Program works in association with the local Community Traffic Safety Team on meeting with the county's school principals to strengthen current efforts. The University of Florida Police Department has a bicycle safety school, with classes offered every Tuesday night and Saturday morning for those who receive tickets for bicycle violations on campus.

**Most Significant Recent Accomplishment:** Gainesville successfully coordinated a land allocation from CSX railroad company, which had been in a negotiation gridlock for about ten years. Thanks to the City of Gainesville Public Works Department, State of Florida and the Trust for Public Land, a rail-trail through the historic heart of Gainesville is underway.



Minneapolis is great place to ride a bike, and the BFC program has provided us with a great tool for collaboration between our local bike industry, advocates and city staff. With the BFC program, we've been able to align ourselves with other great cities and set goals for a bike program that is truly world-class.

— Nick Mason, Dero Bike Rack Co. & Minneapolis Bicycle Advisory Committee



## MINNEAPOLIS, MINNESOTA

**Since: 2008**   **Population: 373,188**   **Square Miles: 58**  
**Contact Information: Shaun Murphy**   **612.333.2450**  
**Shaun.Murphy@ci.minneapolis.mn.us**

**Community Highlights:** Minneapolis has the second most number of bicycle commuters of the larger cities in the U.S., right behind Portland, Ore., and is a four-season bicycling city. Minneapolis invested in a connected network of on- and off-street facilities reaching over 120 miles, launched education programs for cyclists, and encouraged more people to get on their bikes. The city's bicycle ambassador program employs four full-time staff to, "build a culture of courtesy, acceptance and safety for all mode-shares, including motorists, bicyclists, and pedestrians." The city promotes bicycling by offering subsidized shower, locker, and bicycle storage facilities at two downtown parking facilities.

**Most Significant Recent Accomplishment:** Minneapolis has secured funding and laid the groundwork for the largest bicycle sharing program in the country – 1,000 bicycles at 75 locations. Significant private and public contributions are propelling this project forward and is scheduled to open in 2010.

**Most Compelling Community Statistic:** The 3rd annual city-wide bicycle count turned out 140 volunteers, who counted for a total of 300 hours. This has resulted in the city's first bicycle traffic map and revealed the city's busiest bikeway – 6,500 bicyclists cross the Washington Avenue Bridge over the Mississippi River in a typical 24-hour period.





## MISSOULA, MONTANA

**Since:** 2003   **Population:** 57,053   **Square Miles:** 24  
**Contact Information:** Archie McMillan   406.728.5882  
[mcmillan@montana.com](mailto:mcmillan@montana.com)

**Community Highlights:** Missoula has had a bicycle and pedestrian office within the city government for more than 25 years. The city has a 5.6 percent bicycle mode share, a dedicated snow plow for bike lanes and path clearing in the winter, state of the art bicycle detection at intersections, and uses shared-lane markings or sharrows. During peak cycling times, the city's Bicycle Ambassadors offer safe cycling instruction at busy intersections. The school district has two trailers equipped for students, 30 bikes, helmets and teaching aids that travel between nine schools. The bike program teaches kindergarten through fifth grade bike safety and skills in each schools PE curriculum. The annual Bike/Bus/Walk week features more than 100 events with 1,500 Missoulians participating. For residents who don't have their own, bicycles are made available through a bike-loan program at the university, Missoula Free Cycles and Dasani Blue Bikes program – managed through the Parks & Recreation Department.

**Most Significant Recent Accomplishment:** The city's bicycle and pedestrian bridge suspends below a major highway and links the city, university and two major bike paths.

**Most Compelling Community Statistic:** The U.S. Census has the bicycle commuter percentage at 5.64 percent, which is over ten times the national average.



## OLYMPIA, WASHINGTON

**Since:** 2008   **Population:** 44,460   **Square Miles:** 18.5  
**Contact Information:** Laura Ritter   360.753.8469  
[lrutter@ci.olympia.wa.us](mailto:lrutter@ci.olympia.wa.us)

**Community Highlights:** Olympia has been actively expanding its Olympia Woodland Trail, connecting to other trail networks and to bike lanes leading into downtown. A grant from Washington DOT allowed the city to hire a Bicycle and Pedestrian Program Specialist to work on education, encouragement and enforcement issues in the city.

**Most Significant Recent Accomplishment:** Olympia's E3 program promotes bicycling to a large range of age groups through a variety of venues and activities such as: bike rodeos for elementary school students, an on-going awareness campaign to encourage bicycling and to promote safe behavior among all roadway users, and bicycle curriculum workshop series based off the League of American Bicyclists training program. The program also works with adolescents to promote bicycle safety, wearing helmets, using bike lights, following rules of the road, and a bike buddy program that links volunteers to novice bicycle commuters.

**Most Compelling Community Statistic:** The Bicycle Commuter Contest, coordinated by Intercity Transit and sponsored by the city, state agencies, and more than 40 other local and national businesses.







## PRESIDIO OF SAN FRANCISCO, CALIFORNIA

**Since:** 2003 **Population:** 3,000 **Square Miles:** 1  
**Contact Information:** Chris Weeks 415.561.5474  
 cweeks@presidiotrust.gov


**Community Highlights:** Presidio of San Francisco has an 8 percent modeshare and is a cycling destination for much of San Francisco and tourists. Presidio recently constructed the second phase of the Presidio Promenade multi-use trail. The Promenade will run from the Lombard Gate on the east side of the park to the Golden Gate Bridge when completed.

**Most Significant Recent Accomplishment:** By providing a bike fleet to the community YMCA, as well as building a Street Skills Bicycle Education Area to support local Bicycle Education programs, the community has cooperatively developed a community bicycle education program. The Presidio YMCA basic bicycle and street skills riding classes are designed to teach the tools and strategies needed to bicycle safely and confidently in San Francisco.

**Positive Outcome from Receiving a BFC Designation:** The designation has helped Presidio form a partnership with the city of San Francisco to test innovative green bicycle pavement markings in bike lanes with automobile bicycle conflict zones. The designation has also helped set higher expectations for the cities internal Human Resources Department to provide employee bicycle commute incentives and hastened the early adoption of the Bicycle Commuter Act.



Street Skills Bicycle Education Clinic.



## SAN LUIS OBISPO, CALIFORNIA

**Since:** 2007 **Population:** 44,174 **Square Miles:** 11  
**Contact Information:** Peggy Mandeville 805.781.7590  
 pmandevi@slocity.org

**Community Highlights:** San Luis Obispo's Bicycle Transportation Plan proposes 31 new miles of bike paths, including six major bikeways, and proposes bicycle facilities on the remaining 3.2 miles of arterials that are currently without facilities, thus achieving 100 percent bike-friendly arterial streets. All major intersections are equipped with bike sensitive loop or camera detection systems. The city has a seven-block segment of a local street designated a bicycle boulevard, and one end terminates with a signal light that has a bicycle-only phase. The city contracts for bicycling education with the San Luis Obispo County Bicycle Coalition. In 2008, over 500 students were reached. The city offers weekly bike valet service at the Thursday Night Farmer's Market and the weekly Summer Concerts in the Plaza series. As part of the city's pavement management program, the city annually inspects and makes repairs for bicycling-specific concerns, such as replacing surface drains with under-curb drains. The city also has a Racks with Plaques program, allowing the public to donate bicycle racks with commemorative plaques.

**Most Significant Recent Accomplishment:** The city's most important bicycling projects are the Railroad Safety Trail and the installation of the bike-only phase signal on the Bill Roalman Bicycle Boulevard, and the City Council has voted to go ahead with the enhancements marked in their bicycle city plan.




## SANTA BARBARA, CALIFORNIA

**Since:** 2003    **Population:** 87,370    **Square Miles:** 19  
**Contact Information:** Sarah Grant    805.897.2669  
[sgrant@santabarbaraca.gov](mailto:sgrant@santabarbaraca.gov)

**Community Highlights:** Santa Barbara recently conducted weekly cash giveaways to all downtown employees who bicycled to work or used a form of alternative transportation during a six-month period. Space permitting, Santa Barbara installs safe bicycle parking facilities in front of any local business that request parking. Santa Barbara committed to using the bicycle as a routine component for work delivery by purchasing 10 bicycles for city employees. Secure and covered bicycle parking for this fleet were installed in prominent places throughout the city. In addition, the city offers monthly Street Skills for Cyclists classes and provides free helmets for employees who take part in the class. The city provides cycling education materials in both English and partners in a Safe Routes to School planning project to increase the safety of bicycling and walking to school for children.

**Most Significant Recent Accomplishment:** Santa Barbara is home to a Bikestation – a structure downtown that parks 80 bicycles. It also provides a location for bicycle repair and clinics.

**Positive Outcome from Receiving a BFC Designation:** The Bicycle Friendly City designation raises community expectations for the implementation of the city's Bicycle Master Plan through Land Development Review, community partnerships, and development of Capital Improvement Projects.



## SANTA CRUZ, CALIFORNIA

**Since:** 2007    **Population:** 54,593    **Square Miles:** 15.6  
**Contact Information:** Cheryl Schmitt    831.420.5187  
[cschmitt@ci.santa.cruz.ca.us](mailto:cschmitt@ci.santa.cruz.ca.us)

**Community Highlights:** Santa Cruz's mode share is ten times the national average, and accommodates the needs of cyclists – 75 percent of arterial streets have bike lanes! Recent projects include the San Lorenzo River Bicycle/Pedestrian Bridge at a cost of \$2.3 million and the use of innovative design solutions such as a unique shared lane experimental signs, contra-flow bike lanes, smart card bicycle lockers, and a protected on-street two-way bikeway. The city has numerous encouragement and education programs such as Take a Kid Mountain Biking Day, the zero interest bike loan program offered by Ecology Action, and the Bike Smart! and Ride N' Stride in-school education programs.

**Most Significant Recent Accomplishment:** The completion of the San Lorenzo River Bicycle/Pedestrian Bridge in January 2009 creates a circle trail along both sides of the river. This Riverway is located in the heart of the community and functions as a gorgeous north-south arterial route for bicyclists and pedestrians and links neighborhoods with the downtown, beach/boardwalk, and Tannery Arts Center.

**Most Compelling Community Statistic:** Santa Cruz has 120 bicycle lockers downtown that can be rented by the hour with the use of a smart card. This makes secure bike parking available to anyone with a Santa Cruz ParkCard or regional BikeLink card, and these card holders have access to any vacant locker in the system.

**Positive Outcome from Receiving a BFC Designation:** Current census data indicates 9.9 percent of work trips are by bicycle in Santa Cruz.





## SCOTTSDALE, ARIZONA

Since: 2005 Population: 221,792 Square Miles: 184.1  
Contact Information: Reed Kempton 480.312.7630  
rkempton@scottsdaleaz.gov

**Community Highlights:** Scottsdale invests approximately \$10 million per year in bicycle and pedestrian facilities and has three full-time planner positions dedicated to bicycle, pedestrian and trail issues. The current bicycle network includes 106 miles of bike lanes and paved shoulders, 114 miles of bike routes, 67 miles of paved shared use paths, and 271 miles of unpaved trails. The most popular bikeway, the Indian Bend Wash Path, features 11 miles of paved paths with 21 grade separated crossings. The Handlebar Helpers program allows Scottsdale residents to earn a bike through an apprentice process and provides free bikes to Scottsdale city employees who agree to ride them to work.

**Most Significant Recent Accomplishment:** Scottsdale added bike lanes to Indian School Road, creating the first major east to west arterial that allows cyclists to travel from one end of the city to the other. A paved, shared-use path is being added to Indian Bend Road and a path crossing under the roadway. This will provide a tri-crossing of the Indian Bend Wash and access to its 11 miles of paved paths.



"Scottsdale has upgraded its recreational greenbelt trail system and linked it into a steadily increasing inventory of arterial and collector street bike lanes. You can get just about anywhere in town on these facilities. Scottsdale is all about sustainability and sunshine. Bicycling is a perfect fit!" - Hon. Betty Drake former City Council Member



## STEAMBOAT SPRINGS, COLORADO

Since: 2007 Population: 9,815 Square Miles: 9.9  
Contact Information: Janet Hruby 970.871.8245  
jhruby@steamboatsprings.net

**Community Highlights:** Steamboat Springs adopted an Action Plan for Bicycle Friendly Communities which ensures that, "all city policies, plans, codes and programs are updated and implemented to take advantage of every opportunity to create a more bicycle-friendly community." The community boasts a 4 percent bicycling mode share; an ever growing network of on-road and off-road bicycling facilities — including 266 miles of natural-surface trails; and encouragement efforts such as the Town Challenge Mountain Bike Race Series, Bike to Work Week promotions, and community support for Ride the Rockies and the Bicycle Tour of Colorado.

**Most Significant Recent Accomplishment:** The Open Space and Trails Master Plan includes over 25 miles of new bicycle routes and lanes to the city. Steamboat has continued to modify striping on shoulders to increase areas available for bicyclists. With the completion of a land exchange with the Bureau of Land Management, Steamboat expanded the trail network at the local's favorite Howelsen Hill. With a grant from CDOT as part of a Share the Road/Don't be a Road Hog campaign, the city produced a video, ran ads, and hung a banner on mainstreet to promote safe alternate mode travel.

**Positive Outcome from Receiving a BFC Designation:** More cyclists than ever are commuting and using their bicycles for errands around town. Bicycle club participation increased as did participation in all bicycle events. The local political bodies responded by ramping-up their support for bicycling in the form of budget allocations and Community Development Code provisions for bicycle facilities and transportation systems, instead of thinking of it as a marginal or luxury issue for a special sub-group.







## TEMPE, ARIZONA

Since: 2003 Population: 165,000 Square Miles: 40.1  
Contact Information: Eric Iwersen 480.350.8810  
eric\_iwersen@tempe.gov

**Community Highlights:** Tempe has an historical 40-year commitment to improving bicycling facilities. In 1971, Tempe was the first city in Arizona to build a bike lane. Tempe is committed to providing a complete, seamless bikeway system that integrates with the bus and light rail system and making traveling by bicycle convenient and safe. Bicycling in Tempe has become a viable means of transportation with more than 170 miles of dedicated bikeways. The city places a special emphasis on a traffic calming policy, with a policy not to add any motor vehicle capacity but to move more people at the same time. Tempe uses bike lanes combined with transit, does promotional campaigns, uses commuter alternative programs, and has creative bike parking to meet this goal.

**Most Significant Recent Accomplishment:** In August 2009, Bicycle Cellar, the first facility of its kind in Arizona, opened. This full service bicycle shop offers secure bicycle parking and related services to make cyclists' lives easier. Services include repairs, equipment and accessory sales, bicycle advice and education, bicycle rentals and restrooms and changing rooms.

"Tempe is dedicated to providing a balanced transportation system that is environmentally-friendly, sustainable and is accessible to everyone. Bicycle amenities and multi-use paths are an integral part of Tempe's transportation program."

- Eric Iwersen, Tempe Senior Planner

**Positive Outcome from Receiving a BFC Designation:** Bicycling in Tempe continues to generate media attention and continued funding in an effort to further enhance the city's bicycle-friendly status. Tempe is deeply committed to financing bicycle projects and supporting, politically and culturally, a community that is aware of the bicycle as a key ingredient to the long term sustainability of the city.



## WOOD RIVER VALLEY, IDAHO

Since: 2008 Population: 12,506 Square Miles: 17  
Contact Information: Sean McLaughlin 208.721.8137  
sean.trails@gmail.com

**Community Highlights:** The Wood River Valley is highly touted worldwide as one of the best places on earth to pedal a mountain bike, with the area offering nearly 500 miles of singletrack trails and several thousand miles of trails on adjacent National Forest lands. There are also 15 miles of bike lanes, 40 miles of paved shared-use paths, and bike racks on all busses to accommodate all users and connect the community. Wood River Valley area has the most active Safe Routes to School program in Idaho – \$312,000 in STRTS grants have been awarded with \$22,000 for non-infrastructure projects at the five elementary schools. The investment is paying off with 42 percent of students participating in Bike/Walk to School Day last year, including more than 6,000 trips by biking or walking at the four elementary schools. For the adults, there is an active Bike to Work Day event and other encouragement efforts such as Sawtooth Century and the Mountain Rides Community Challenge. These engineering and encouragement efforts are balanced with improved enforcement. Officers receive specific bike-related training and use targeted enforcement on motorists who do not yield to the right of way of cyclists and pedestrians.

**Most Significant Recent Accomplishment:** Recent projects include three new pump tracks, bike path repaving and expansion projects, new mountain bike trails, and progressive bike policy.

**Positive Outcome from Receiving a BFC Designation:** The BFC designation prompted the creation of the Wood River Bicycle Coalition — the voice for bike and pedestrian advocacy for the entire valley.



## ADA COUNTY, IDAHO

Since: 2004 Population: 395,974 Square Miles: 1,060

Contact Information: Kristin Lundstrom 208.387.6157

klundstrom@achd.ada.id.us

**Community Highlights:** Ada County development policies mandate bikeway accommodations in all new development and redevelopment projects. Bikeways get annual planning and engineering reviews along with motorized routes. ACHD specific communitywide initiatives include \$600,000 for livable street standards to accommodate all modes of transportation. The county promotes Bike to Work day through their May in Motion initiative and funds a velodrome and mountain bike park.



### Most Significant Recent

**Accomplishment:** The ACHD, the county's roadway department, initiated a countywide Roadways to Bikeways Bicycle Master Plan. ACHD has worked collaboratively with Ada County cities, the county, school districts, Boise State University, businesses, redevelopment agencies, ACHD's Bicycle Advisory Committee and most importantly citizens.



Bike to work numbers increased 57 percent from 2000 to 2008.

## ALBUQUERQUE, NEW MEXICO

Since: 2005 Population: 448,607 Square Miles: 187

Contact Information: Jim Arrowsmith 505. 768.2526

jarrowsmith@cabq.gov

**Community Highlights:** Albuquerque has more than 400 miles of well-connected bikeways and focuses on bikeway connectivity, anticipating construction of a multi-use trail bridge over Interstate 25 in 2010. Rio Grande crossings create key links to the city. A new bridge will link west side communities to destinations on the east side. A new system of Bicycle Boulevards increases the reach of this link to the UNM campus, Alvarado Transportation Center and the Nob Hill Commercial District.

**Most Significant Recent Accomplishment:** Albuquerque offers ongoing programs that reach out to the bicycling community; including a bicycle locker program that provides secure bicycle parking to area employers, regularly updated bike maps and commuter guides, and partnerships with bicycle advocacy groups. Their bicycle safety and education program reaches 10,000 annually in more than 70 elementary schools.



## ALEXANDRIA, VIRGINIA

Since: 2009 Population: 140,024 Square Miles: 15

Contact Information: Yon Lambert 703.746.4081

yon.lambert@alexandriava.gov

### NEW

**Community Highlights:** Geographically small and densely populated, the city has numerous trails with school and transit access. In 2006, the City committed to becoming bicycle-friendly. Alexandria began with sharrows markings, miles of on- and off-road bikeways, hundreds of bicycle racks and valet options at events; established a Safe Routes to School program, Confident City Cycling classes, and a Bicycle Ambassador program; and participates in a Got Lights? giveaway for disadvantaged cyclists. Walk-bike trips account for 9 percent of all commuter trips.

**Most Significant Recent Accomplishment:** Alexandria participated in opening the Woodrow Wilson Bridge Trail, which added three miles of new trail and provided a non-motorized connection from Alexandria to Prince George's County, Md.



## ANCHORAGE, ALASKA

Since: 2009 Population: 284,994 Square Miles: 1,961

Contact Information: Lori Schanche 907.343.8368

schanchele@muni.org

### NEW

**Community Highlights:** Bicycle education is the key for Anchorage. Smart Cycling kits are given to all elementary and charter schools. The kits include horns, helmets and brochures for spring and the fall clinics. The Alaska Injury and Prevention Center runs spring bicycle rodeos at 10 schools. Bicycle Commuters of Anchorage (BCA) organize the Alaska Bike Summit and conduct bicycle clinics and breakfasts and run valet bicycle parking at local events.

**Most Significant Recent Accomplishment:** The city is working on its first Bicycle Plan for Anchorage.

**Most Compelling Community Statistic:** Over 160 miles of existing, separated pathways gave Anchorage the impetus to add on-street bicycle lanes to new projects.



## ARCATA, CALIFORNIA

**Since:** 2008 **Population:** 16,651 **Square Miles:** 11  
**Contact Information:** Harmony Groves 707.889.3024  
[harmonygroves@gmail.com](mailto:harmonygroves@gmail.com)

**Community Highlights:** Bicycle commuting in Arcata is ten times the national average. The Arcata Bike Library makes refurbished bikes available to anyone for a \$20 deposit. The city has bike lanes or paved shoulders on 95 percent of its arterial streets, 12 miles of bike lanes, bicycle activated signals at every intersection and bicycling events.

**Most Significant Recent Accomplishment:** Arcata received a grant from CalTrans to support the bicycle lending library and to further bicycle infrastructure in the city. More shared lane markings on arterials and two bicycle boulevards are in development.

**One Positive Outcome of Receiving BFC Designation:** The BFC process helped the city prepare its first five-year update to their Bicycle/Pedestrian Master Plan. The city ran PSAs on public safety on the local public access channel in response to a need for improved bicycling education.



## ARVADA, COLORADO

**Since:** 2008 **Population:** 107,050 **Square Miles:** 32.5  
**Contact Information:** Anne Tully 720.898.7746  
[atully@arvada.org](mailto:atully@arvada.org)

**Community Highlights:** Arvada has 74 miles of bike lanes, 75 miles of shared use paths and an extensive designated bike route system. There is also a BMX park and 10 miles of natural surface trails open for recreational cycling.

**Most Significant Recent Accomplishment:** The Bicycle Friendly Community designation helped the city develop a plan for current and future transportation needs. They obtained grant opportunities as the system expands, and staff is encouraged to develop better bike facilities – Arvada recently received more than one Federal grant to close gaps on their arterial bike lane facilities.



## ASHLAND, OREGON

**Since:** 2004 **Population:** 19,522 **Square Miles:** 6.5  
**Contact Information:** Derek Severson 541.552.2040  
[seversond@ashland.or.us](mailto:seversond@ashland.or.us)

**Community Highlights:** Ashland boasts a 3.7 percent bicycle mode share. Through ongoing partnerships with the Bicycle Transportation Alliance and the Parks Department, Ashland offers bicycle safety education programs in local schools. The Bicycle & Pedestrian Commission and Traffic Safety Commission merged to create a single Transportation Commission to develop a new Transportation System Plan for multi-modal equity with hopes for Gold BFC status.

**Most Significant Recent Accomplishment:** The city's last Car Free Day promotion had a 3,800 mile reduction in vehicle miles traveled. They also run a monthly Kidical Mass ride for kids who have taken bicycle safety education and their families to get together and ride in a safe, fun and friendly environment – in traffic.

**Most Compelling Community Statistic:** For the 10th year, Ashland's 10-hour bicycle safety education program was taught in five schools and reached 618 children.



## AUBURN, ALABAMA

**Since:** 2005 **Population:** 52,205 **Square Miles:** 39.1  
**Contact Information:** Brandy Ezelle 334.501.3000  
[bezelle@auburnalabama.org](mailto:bezelle@auburnalabama.org)

**Community Highlights:** Auburn, the only BFC in Alabama, debuted a street routing web application that allows cyclists to map routes around town utilizing the existing Bicycle Network. The application even takes current street closings and detours into consideration to recommend the best routes. Auburn's 2020 plan will expand its bicycle network into a comprehensive system. Additionally, all fourth graders in the city participate in the bicycle safety program.

**Most Significant Recent Accomplishment:** Recent achievements include a free bike loaner program, a campus bike committee and bike shop, a new free bike rack program for local businesses, additional miles of dedicated bike facilities and a new weeklong state-wide ride based out of Auburn.





The city currently has 30 miles of bike lanes, covering nearly 20 percent of their total road network.

## BAINBRIDGE ISLAND, WASHINGTON

**Since: 2008**   **Population: 20,300**   **Square Miles: 27**  
**Contact Information: Kate Brown**   **206.842.2545**  
**kbrown@ci.bainbridge.isl.wa.us**

**Community Highlights:** Many Bainbridge Island residents live here because of the natural state of the Island. The commitment to keep the island untouched extends into transportation choices and an \$800,000 investment in non-motorized capitol projects. Projects included 30 miles of dedicated bike lanes, 32 miles of paved multi-use paths and a plan to widen shoulders on 40 miles of the most heavily trafficked roads. The Bainbridge Island ferry terminal, an essential transit hub for those commuting to and from Seattle, offers covered bike parking and lockers. During summer months, hundreds of cyclists travel by ferry. Bainbridge Island also hosts several popular rides like Chilly Hilly and Bike for Pie.



## BEAVERTON, OREGON

**Since: 2003**   **Population: 79,350**   **Square Miles: 16.3**  
**Contact Information: Margaret Middleton**   **503.526.2424**  
**mmiddleton@ci.beaverton.or.us**

**Community Highlights:** Beaverton spends more than a half-million on bike projects, including construction, design, re-striping and signing, and police programs. More than 230 riders participated in the second annual Bike Beaverton in August, 2009. The ride was created by the Bicycle Advisory Committee to provide safety education and introduce riders to Beaverton bike routes. The Beaverton school district has a Safe Routes to School plan for each of its 45 schools. The schools distribute a route map with school orientation materials at the beginning of each school year.

**Positive Outcome from Receiving a BFC Designation:** It is a matter of pride that the City references itself as a BFC in city newsletters, marketing materials and press releases. Local newspapers cover their BFC designation and local bike issues.



## BATON ROUGE, LOUISIANA

**Since: 2009**   **Population: 428,360**   **Square Miles: 455.4**  
**Contact Information: Gilles Morin**   **225.389.3144**  
**gmorin@brgov.com**

**NEW** **Community Highlights:** Mayor-President Melvin L. "Kip" Holden has championed Baton Rouge to become America's next great city. By June 2010, along with the Recreation and Park Commission for the Parish of East Baton Rouge BREC and Louisiana State University, his Healthy Baton Rouge Initiative will add another 44.2 miles of paths, lanes and routes to the city. Their three mountain biking parks and velodrome encourage citizens and visitors of Baton Rouge to get on their bikes and ride.

**Most Significant Recent Accomplishment:** The recently launched Healthy Baton Rouge Initiative will triple the amount of bike facilities within the next year. Baton Rouge will increase bike facility improvements from 23.4 miles to 67.6 miles by June 2010.



## BILLINGS, MONTANA

**Since: 2008**   **Population: 100,147**   **Square Miles: 41.6**  
**Contact Information: Darlene Tussing**   **406.247.8637**  
**tussingd@ci.billings.mt.us**

**Community Highlights:** Billings Big Ditch Trail is a crucial east-west connector and links the trail system to the residential subdivisions. Local ordinances state that any upgrades to existing arterials within city limits must include some form of bike accommodation, and Billings recommended that all new major subdivisions within city limits address bike lanes, multi-use paths and trails in their building plans. All buses are equipped with bike racks, and usage has doubled in recent years. The Billings Public School District oversees a Wheel Safety Program at all public elementary schools. The programs uses a bike and helmet equipped trailer to educates children on how to safely ride bicycles, obey traffic rules and perform minor bike maintenance.



## BLOOMINGTON, INDIANA

Since: 2003 Population: 69,107 Square Miles: 20

Contact Information: Joe Fish 812.349.3473

fishj@bloomington.in.gov

**Community Highlights:** Bloomington has a rich bicycling culture and history that embraces commuting, competitive, and recreational cyclists. Bicycling is promoted in numerous policy documents and regulations, including a recently adopted Complete Streets Policy. The first phase of the highly anticipated B-Line Trail was completed in 2009, and bike corrals were recently installed downtown in place of on-street parking spots. Bloomington has a well-developed Safe Routes to School program, and LCIs on the city staff provide frequent bicycle education classes for both children and adults.

"Bicycling is a great way to reduce your carbon footprint, while also getting exercise and having fun. That's why the city works to promote bicycling as a viable option for transportation and recreation." - Mayor Mark Kruzan



## BOCA RATON, FLORIDA

Since: 2003 Population: 83,960 Square Miles: 29.8

Contact Information: Joy Puerta 561.416.3410

jpuerta@ci.boca.raton.fl.us

**Community Highlights:** Beautiful scenery, great weather, 44 miles of bike lanes, and 60 percent of arterial streets with bike lanes or shoulders makes Boca Raton a flourishing biking community. This coastal town is home to The El Rio Trail, and the City funded four shuttle buses that provide bike racks on the front of the buses. The popularity of the Boca Raton Bicycle Club (BRBC), the city's bicycle suitability map and the policies that accommodate cyclists in all roadway projects, continue to promote Boca Raton as a cycling designation. The city and the BRBC jointly sponsor the Tour of Boca – a 16 mile, police-escorted ride for all abilities.

**Most Significant Recent Accomplishment:** The completion of the \$1.7 million section of the El Rio Trail provides a connection to the Tri-Rail platform, a commuter rail. This bridge provides access to University students commuting to campus by bike, as well as providing recreational opportunities to residents.



## BRENTWOOD, CALIFORNIA

Since: 2006 Population: 40,007 Square Miles: 11.6

Contact Information: Steve Kersevan 925.516.5316

skersevan@ci.brentwood.ca.us

**Community Highlights:** Brentwood makes bicycling its first priority in its engineering. The city cleans its shoulders and bike lanes every seven days. There are also three completed staging areas with parking, trail access, water and restroom facilities for cyclists. Safety education is an important focus too. In 2008, in conjunction with the California Office of Traffic Safety, the City of Brentwood distributed more than 1,800 bicycle helmets to school children and conducted three bicycle rodeos.

**Most Significant Recent Accomplishment:** The city received grant funding to install additional trail signage citywide and funded numerous curb ramps for easier bicycle access onto the trail system.



## BRUNSWICK, MAINE

Since: 2003 Population: 21,820 Square Miles: 47

Contact Information: James Fortune 207.725.6660

jfortune@brunswickme.org

**Community Highlights:** The community has a good on-street/off-street network balance, and 30 out of 37 police officers are licensed as bicycle police. Additionally, the Androscoggin River Bike Path is a citywide enjoyment. Every school participates in the bicycle safety education program led by the Bicycle Coalition of Maine.

**Positive Outcome from Receiving a BFC Designation:** The biking community in the area recognizes that Brunswick worked for the designation and has a greater willingness to incorporate bike plans into projects, both private and public. It has put bicycling on the radar screen for a lot of people. It also contributed to meeting the criteria that put Brunswick on the Sierra Club's list of Cool Cities.





According to the U.S. Census, the bicycle commuter mode-share is 2.7 percent, six times the national average.

## BURLINGTON, VERMONT

**Since: 2004**   **Population: 38,889**   **Square Miles: 10.6**  
**Contact Information: Nicole Losch**   **802.865.5833**  
**nlosch@ci.Burlington.vt.us**

**Community Highlights:** Burlington's Way to Go! Campaign and the BikeSmart safety program in elementary schools make Burlington a welcoming city for cycling. In the last few years, two important city plans were adopted to ensure a better bicycling environment. The Bicycle Parking Ordinance required short and long-term bike parking and commuter facilities, such as lockers and showers, be installed with applicable development projects. Second, the comprehensive multi-modal Transportation Plan was adopted by the Public Works Commission.

**Positive Outcome from Receiving a BFC Designation:** The BFC designation highlighted the improvements that are still needed for Burlington to progress from Bronze to Silver BFC status.



## CARMEL, INDIANA

**Since: 2006**   **Population: 70,000**   **Square Miles: 17.8**  
**Contact Information: David Littlejohn**   **317.571.2417**  
**dlittlejohn@carmel.in.gov**

**Community Highlights:** Carmel commits to bicycling with resource allocation and full support from local leaders and citizens. The Monon Greenway is a powerful tool, and the community has built on its momentum to expand the community's bicycling infrastructure. The Cool Creek North Trail, Carmel Drive Bridge and bike lanes are part of the latest road project bond issues. The investment is paying off – Bike to Work Day attendance has grown by 500 percent in four years.

**Most Significant Recent Accomplishment:** Carmel implemented a new 100 mile bike routing system called the Carmel Access Bikeway (CAB) that provides 10 times more miles of routes than the previous network. The City started bikecarmel.com for local biking info.



## CALISTOGA, CALIFORNIA

**Since: 2009**   **Population: 5,300**   **Square Miles: 2.5**  
**Contact Information: Erik Lundquist**   **225.389.3144**  
**elundquist@ci.calistoga.ca.us**

**NEW** **Community Highlights:** Calistoga is committed to promoting bicycling as an alternative means of transportation and a great recreational pastime. Every school in the district participates in the Safe Routes to School program. The Calistoga Elementary School provides a bi-annual safety program culminating in the bicycle rodeo.

**Most Significant Recent Accomplishment:** Calistoga increased its Bicycle Advisory Committee membership to 5 members, who have assisted in the preparation of a comprehensive City Bike Map and have advocated for several grants and infrastructure projects. In 2007, the City adopted its current Bicycle Transportation Plan (BTP). Since then the City has created an employee bicycle incentive program, installed bicycle parking facilities, developed a Class I bike path segment, developed a bicycle map and supported the County's efforts to conduct a Countywide Greenway Feasibility Study.



"The BFC designation means that Carrboro has shown a commitment to alternative transportation and provides a path for us to be able to increase that commitment. It gives Carrboro a clear blueprint to help continue to work for transportation options other than motor vehicles." - *Charlie Hileman, Chair, Carrboro Transportation Advisory Board*

## CARRBORO, NORTH CAROLINA

**Since: 2004**   **Population: 18,162**   **Square Miles: 5.5**  
**Contact Information: Adena Messinger**   **919.918.7329**  
**amessinger@townofcarrboro.org**

**Community Highlights:** Carrboro installed its first bike lane in 1980. Today, it boasts three miles of off-road trails and 26 miles of on-road bicycle facilities over 6.3 square miles.

**Most Significant Recent Accomplishment:** In March 2009, the Town adopted its Comprehensive Bicycle Transportation Plan, based on the Five E's of the BFC program.



## CARY, NORTH CAROLINA

**Since: 2003**   **Population: 119,745**   **Square Miles: 42**  
**Contact Information: Juliet Andes**   **919. 462.2008**  
[juliet.andes@townofcary.org](mailto:juliet.andes@townofcary.org)

**Community Highlights:** Cary requires bicycle accommodations on all new and/or improved collector roads and thoroughfares. Cary has a bicycle parking ordinance requiring all new developments to install bicycle parking based on a ratio of automobile parking. The town recently updated their Bike and Hike map and is currently exploring the use of shared lane markings.

**Most Compelling Community Statistic:** Cary has more than 109 miles of on-road bicycle facilities, including striped bike lanes, wide outside lanes and signed bike routes. Cary is home to approximately 44 miles of scenic greenway trails.

"Cary has demonstrated consistent, strong support of cycling over the past several years. The Town's printed bicycle map has been updated frequently as the network of roads and greenways expand."  
 - Steven Goodridge, Cary Resident & League Cycling Instructor



## CEDAR FALLS, IOWA

**Since: 2009**   **Population: 36,145**   **Square Miles: 28.8**  
**Contact Information: Kim Burger**   [kim@cedarfallstourism.org](mailto:kim@cedarfallstourism.org)

**NEW** **Community Highlights:** Cedar Falls invested \$410,000 to expand its recreational trail system – 40-miles of hard-surfaced trails. The addition of soft trails is lead by the Cedar Valley Association for Soft Trails (CVAST), created in 2009 to add legitimate mountain biking, trail running and hiking trails within the community. The mayor appointed a Bike Task Force comprised of volunteers representing city council, the University of Northern Iowa, the Cedar Trails Partnership and Cedar Valley Cyclists, local businesses and the Visitors Bureau.

Much of the activity to encourage bicycling is managed by the Cedar Trails Partnership – a 600-member organization that exists to advocate for trails construction, enhancement and promotion. The group maintains [cedartrailspartnership.org](http://cedartrailspartnership.org) and advocates for safe and enjoyable use of the trails. Members coordinate Bike to Work Day, Cedar Trails Festival, Earth Day Clean Up and other events.



## CHANDLER, ARIZONA

**Since: 2004**   **Population: 252,257**   **Square Miles: 64.4**  
**Contact Information: Ann Marie Riley**   **480.782.3442**  
[annmarie.riley@chandleraz.gov](mailto:annmarie.riley@chandleraz.gov)

**Community Highlights:** Chandler is rapidly growing and offers bicycling education to help citizens realize the health, environmental, recreational and safety benefits. Chandler has numerous year-round opportunities to use a bicycle for leisure and commuting and recently constructed the Paseo Trail that provides 6.5 miles of bike riding. The trail connects to the new Tumbleweed Recreation Center and to the Park & Ride which provides secure bike lockers. The BMX, Freestyle, Grind Park is the first public facility in the Valley for BMX bike riders, and the 3.5- mile Western Canal Shared-Use Path will offer more options and connections. Additionally, the departments of recreation, police and fire provide a wide variety of bicycle education programs for citizens of all ages.



Charlotte's Traffic Skills 101 course.

## CHARLOTTE, NORTH CAROLINA

**Since: 2008**   **Population: 648,387**   **Square Miles: 287**  
**Contact Information: Kenneth Tippette**   **704.336.2278**  
[ktippette@ci.charlotte.nc.us](mailto:ktippette@ci.charlotte.nc.us)

**Community Highlights:** Charlotte has included bicycle access with transit expansion. In addition to bike racks on busses, Charlotte's Lynx Blue Line light rail system includes bike racks and unrestricted bike access to the train. Bicycle access to the stations was improved through on-street facilities, such as bicycle lanes and intersection improvements. Additionally, an exclusive bicycle/pedestrian trail has been built. Charlotte has experienced a 300 percent increase in bicycle trips using public transit, up from 19,000 to 63,000 in just six years. The city boasts 51 miles of bikes lanes, nearly 17,000 acres of open space available to cyclists, and 35 natural surface trails.

**Most Significant Recent Accomplishment:** The city developed and published the Charlotte Cycling Guide, including the city's first comprehensive map of existing bicycle facilities. The guide includes bicycle safety, laws, access to transit, and community resources information.



"This designation has helped the public understand that while not everything is bicycle perfect, the City is taking steps to make things better over time." - Chris Gensic, Trails planner



## CHARLOTTESVILLE, VIRGINIA

**Since:** 2008 **Population:** 40,315 **Square Miles:** 10  
**Contact Information:** Chris Gensic 434.970.3656  
[gensic@charlottesville.org](mailto:gensic@charlottesville.org)

**Community Highlights:** Charlottesville hosts a city Bike Summit every two years to create a top five priority project agenda for the area's bicycle facility network and then works with local government staff to implement those projects. Arts for Bike Paths is a Charlottesville program that raises money for bike facilities through auctions and artists' donations from their sales. With the growth of this program, the aesthetic and structural quality of bicycling in Charlottesville continues to improve.

**Most Significant Recent Accomplishment:** The last new major interchange included bicycle and pedestrian needs in the design.



## CHICO, CALIFORNIA

**Since:** 2004 **Population:** 79,000 **Square Miles:** 21  
**Contact Information:** Ronald Baker 530.879.6942  
[rbaker@ci.chico.ca.us](mailto:rbaker@ci.chico.ca.us)

**Community Highlights:** Chico boasts a 5.2 percent bicycle mode-share and strives to provide the necessary facilities to make bicycling one of the most used modes of transportation among residents. The community requires that new developments accommodate bicyclists and uses funds from development impact fees to build new bicycle facilities.

**Most Significant Recent Accomplishment:** A new Class I link from the downtown area to a popular park incorporates a box culvert that diverts cycle traffic under a highly used boulevard.

**Most Compelling Community Statistic:** Of 189 total roadway miles, Chico has 30 miles of cycle paths and lanes that separate cyclists from motor vehicles.



## CHATTANOOGA, TENNESSEE

**Since:** 2003 **Population:** 155,554 **Square Miles:** 135  
**Contact Information:** Philip Pugliese 423.643.6887  
[ppugliese@outdoorchattanooga.com](mailto:ppugliese@outdoorchattanooga.com)

**Community Highlights:** Chattanooga boasts a mix of on- and off-street bicycling facilities for cyclists. The city moved forward with enforcement and education programs by linking city code with state bicycle code, including the passage of a three-foot safe passing law. Outdoor Chattanooga's Mobile Bicycle Fleet has partnered with the National Park service to increase visitation by people on bicycles at the Chickamauga & Chattanooga National Military Park, and the City's new Pedal Power program has joined with local homeless support agencies to provide bicycles and training to people in need of transportation. The local news radio station WPLZ offers daily Bike Traffic reports for commuters each morning.

**Most Significant Recent Accomplishment:** The Singletrack Mind Initiative — to have 100 miles of singletrack trail within 10 miles of downtown by 2010.



"The City Council recently revised the council priority list, and Bicycle and Pedestrian Safety is one of our top 10 priorities. Further bicycle improvements are proposed to support the increasing number of bicyclists."  
 - Mayor Corey Calaycay

## CLAREMONT, CALIFORNIA

**Since:** 2008 **Population:** 36,612 **Square Miles:** 14.1  
**Contact Information:** Craig Bradshaw 909.399.5474  
[cbradshaw@ci.claremont.ca.us](mailto:cbradshaw@ci.claremont.ca.us)

**Community Highlights:** Claremont has taken sustainable transportation seriously in its redevelopment and growth plans. The city has leveraged Safe Routes to School funding for road diets, bike lanes and intersection improvement. Claremont has been very active at encouraging bicycling as a valid and respected mode of transportation. Claremont Bikestation is currently under construction at the Historic Claremont Depot. The opening is scheduled for January 2010. The Claremont Wilderness Park has ten miles of mountain bike trails and five miles of shared use pathways that are enjoyed by the entire region.



## COEUR D'ALENE, IDAHO

**Since: 2008**   **Population: 41,983**   **Square Miles: 14**  
**Contact Information: Monte McCully**   **208.292.5766**  
[mmccully@cdaid.org](mailto:mmccully@cdaid.org)

**Community Highlights:** According to their 2006 parks survey, bicycling consistently ranked as one of the preferred activities among adults and youth. Coeur d'Alene has nearly 850,000 acres of open space available to cyclists, and 39 percent of arterials have bike lanes or paved shoulders. The city's latest investment, a five-mile corridor for a multi-use path, complements the growing bike culture as seen in cycling events throughout the year and in the bicycling advocacy community.

**Most Significant Recent Accomplishment:** A five mile corridor was purchased from the railroad and a 15 foot wide bicycle/pedestrian trail began construction. This is a several million dollar project, which will connect a large part of the city by trail.



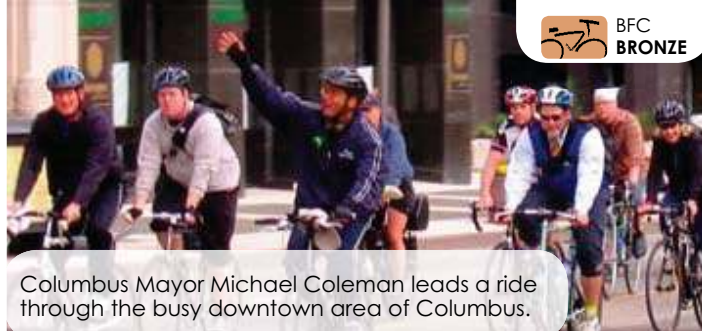
"Offering bicycle parking at our signature Five Points event, St. Patrick's Day, was a new service that gave attendees a 'green' parking option. With the help of Gerry Lynn Hall and the BikeColumbia Task Force, we look forward to growing this bicycle parking service in 2010!" - Merritt Brewer, Executive Director, Five Points Assoc.

## COLUMBIA, SOUTH CAROLINA

**Since: 2008**   **Population: 116,278**   **Square Miles: 127.7**  
**Contact Information: Gerry Lynn Hall**   **803.988.8040**  
[bc@columbiasc.net](mailto:bc@columbiasc.net)

**Community Highlights:** Virtually all city of Columbia departments receive on-going training in how to accommodate and encourage bicycling. There are 23 miles of bike lanes and 14 miles of share use paths. For recreation cycling, the city offers a BMX track and more than 21 miles of singletrack mountain biking.

**Positive Outcome from Receiving a BFC Designation:** The BFC designation confirmed Columbia's efforts in advancing the services and rights of bicyclists. It gave Columbia the boost to press forward with a strategic plan that has goals set for each of the five Es.



Columbus Mayor Michael Coleman leads a ride through the busy downtown area of Columbus.

## COLUMBUS, OHIO

**Since: 2009**   **Population: 748,000**   **Square Miles: 212.5**  
**Contact Information: Jeff Stephens**   **614.579.1127**  
[jeff@considerbiking.org](mailto:jeff@considerbiking.org)

### NEW

**Community Highlights:** Columbus finalized their Bicentennial Bikeway Plan in 2009 – a 20 year plan for improvements to the on-street bike routes and off-street bikeways in Columbus. The Plan will improve and expand their already extensive 50 mile bicycle hard surface network of trails and includes components of four of the five Es. Columbus developed a partnership between government and community organizations to develop integrated bicycle facilities in neighborhoods within Columbus and adjacent suburbs.

**Most Significant Recent Accomplishment:** The City of Columbus and Columbus Metroparks host a Bicycle Safety Festival at six neighborhood locations each year as part of the Neighborhood Pride program. The Bicycle Safety Festival teaches 2,500 to 3,000 children, and helmets are provided to each child.



## DENVER, COLORADO

**Since: 2003**   **Population: 598,707**   **Square Miles: 153.4**  
**Contact Information: Emily Kreisa**   **720. 425.0147**  
[emily.kreisa@denvergov.org](mailto:emily.kreisa@denvergov.org)

**Community Highlights:** The city updated its bike ordinances to conform to the Colorado Bicycle Safety Act and opened up the sidewalk to cyclists to access bike parking. Denver made many physical enhancements to bicycle network. The city received \$250,000 of the federal stimulus dollars to add 11 miles of bike lanes, and dedicated capital funds to implement five miles of shared lane markings and to construct 11 miles of off-street trails. Local bicycle advocacy groups have partnered together to produce spoke cards that educate cyclists of the rules of the road. BikeDenver graduated 23 participants in the Traffic Skills 101 course and certified 10 LCIs in 2009.

**Most Significant Recent Accomplishment:** Denver updated its bike ordinances to conform to the Colorado Bicycle Safety Act, which allows cyclists to ride as far to the right as is safe and side-by-side when clear of traffic, as well as requires three feet when passing a cyclist.





"The BFC Designation means so much more than just accommodating bicycles; when we work to make things better for bicyclists, we help make Flagstaff more sustainable and livable, we promote healthy lifestyles, we protect Flagstaff's character, and we enhance our quality of life."  
- Mayor Sara Presler

## FLAGSTAFF, ARIZONA

**Since:** 2006 **Population:** 57,391 **Square Miles:** 63.6  
**Contact Information:** Martin Ince 928.226.4850  
mince@ci.flagstaff.az.us

**Community Highlights:** The Flagstaff Urban Trails System (FUTS) is a comprehensive network of trails that provides transportation and recreational opportunities throughout the city. There are more than 40 miles of FUTS trails in existence, and long-range plans depict a system that will eventually include more than 100 miles of trail. Flagstaff voters recently approved a sales tax that provides \$800,000 per year for 20 years for bicycle, pedestrian and Safe Routes to School improvements.



## GILBERT, ARIZONA

**Since:** 2003 **Population:** 196,000 **Square Miles:** 76  
**Contact Information:** Kurt Sharp 480.503.6771  
kurts@ci.gilbert.az.us

**Community Highlights:** Gilbert implemented a bicycle plan into all of its design standards. Currently it has facilities on 100 percent of its arterial streets. The town partnered with a local Ben & Jerry's store to offer certificates for free ice cream to kids who wear helmets while bicycling.

**Most Significant Recent Accomplishment:** Gilbert attained federal grants to fund several signalized crossing improvements and canal bridges. The town partnered with 15 local schools to participate in the Safe Routes to School program. Gilbert also held a successful community bike ride and Bike to Work Day.

**Most Compelling Community Statistic:** The town handed out over 500 safety blinkers and steel cable bike locks to local school children who participated in Bike to School week and the Bike Rodeo.



## GRAND RAPIDS, MICHIGAN

**Since:** 2009 **Population:** 688,937 **Square Miles:** 1,010.58  
**Contact Information:** Kevin McCurren 616.776.7601  
jkmccurren@gmail.com

**NEW**

**Community Highlights:** Grand Rapids' bicycling culture has been developing rapidly. The community has a government and a city staff that actively promote bicycling in the city. The network of multiuse trails and on on-street facilities continues to grow.

**Most Significant Recent Accomplishment:** In 2008 Grand Rapids completed Phase Two of the M-6 Trail, a 9.7 mile multi-use trail that connects the community to a highly-developed bike trail network. In April 2009, more than 200 people participated in the first ever Bicycle Summit which was held in conjunction with the development of the Grand Rapids master plan, Green Grand Rapids. In 2009 the city approved development of the first in-city mountain bike park.

**Most Compelling Community Statistic:** There are more than 255 miles of shared-use path or bike path in the Greater Grand Rapids area, and 14 percent of area roadways have signed bicycle routes or shoulders wide enough to accommodate bicyclists.



## GREENSBORO, NORTH CAROLINA

**Since:** 2009 **Population:** 258,671 **Square Miles:** 131.1  
**Contact Information:** Peggy Holland  
peggy.holland@greensboro.nc.gov

**NEW**

**Community Highlights:** Education and encouragement of bicycling have been at the center of Greensboro's bicycle-friendly efforts. The city hosts a Web site on sharing the road with a specific section dedicated to sharing the road. The Share the Road billboard has been continuously installed on the sides of at least 10 GTA buses since October 2007, and 8 GTA buses are carrying the Coexist banner. A bicycle educational program is taught in the 4th grade. First grade students are given the opportunity to attend Safety Town, offered through Greensboro Police Department during the summer.

**Most Significant Recent Accomplishment:** On one of the primary routes leading into downtown, a four-lane section of road was converted after resurfacing into a three-lane section with bike lanes. It now flows into a section that has been traffic calmed.



## GREENVILLE, SOUTH CAROLINA

Since: 2009 Population: 56,002 Square Miles: 28.2  
 Contact Information: Andrew Meeker 864.467.4345  
[ameeker@greenvillesc.gov](mailto:ameeker@greenvillesc.gov)

**NEW**

**Community Highlights:** Greenville celebrates Bike to Work Week with bicycle focused events and community rides with the city officials. During this weeklong car-free celebration, participants are rewarded with free breakfast, bike safety checks, bicycle education info, and commuting gear. In addition to the City's Complete Streets Policy, their Engineering Design and Specifications Manual requires bicycle lanes on every new collector and arterial roadway project. Education efforts include classes for adults and kids. Safe Kids Upstate partnered with George Hincapie and produced a helmet safety PSA.

**Most Recent Significant Accomplishment:** Greenville finished a two-mile, \$2 million paved greenway trail along the Reedy River Corridor and City Council appropriated \$225,000 in Capital Improvement money for citywide on-street bicycle infrastructure and facility improvements.



## IOWA CITY, IOWA

Since: 2009 Population: 65,219 Square Miles: 24  
 Contact Information: Kristopher Ackerson 319.356.5247  
[kristopher.ackerson@iowa.city.org](mailto:kristopher.ackerson@iowa.city.org)

**NEW**

**Community Highlights:** Iowa City boasts over 275 miles of low-volume residential and collector streets that are popular for beginner and experienced cyclists. The public bicycling education programs and the Iowa City Bike Library are working – the bicycle commute numbers are five times the national average. Iowa City's upcoming bicycle improvements include painting bike lanes and shared lane arrows, improving bicycle way-finding signage and parking, and creating new trail connections.

"The BFC designation provides an economic benefit to our community as companies are drawn to the quality of life we provide to our residents. We are building and maintaining a complete streets system that supports all modes of transportation and is now seen as a standard approach." - Mayor Regenia Bailey



## INDIANAPOLIS & MARION COUNTY, INDIANA

Since: 2009 Population: 872,842 Square Miles: 399  
 Contact Information: Andy Lutz 317.327.4891  
[alutz@indygov.org](mailto:alutz@indygov.org)

**NEW**

**Community Highlights:** Many stakeholders in health, transportation and senior citizen organizations have come together to support the city's commitment to improve cycling amenities. The Greenway system in Indianapolis is an extensive network of multi-use trails and has received national design and landscaping awards. The Monon Trail was designated a Millennium Trail by the White House Millennium Council and a Millennium State Legacy Trail by the American Trails Board. It consists of 10 trails and is 58.9 miles long. Indianapolis is nearing completion of the first three miles of the eight-mile Indianapolis Cultural Trail and 21.5 miles of on-street bike lanes throughout the City/County.

"There is no question that more bicycle traffic on Indy streets means healthier people, cleaner air and less congestion. It is a great opportunity to showcase the steps the City has taken to make Indianapolis a more bicycle-friendly, pedestrian-friendly and a more sustainable city overall." - Mayor Ballard



## IRVINE, CALIFORNIA

Since: 2009 Population: 186,220 Square Miles: 65  
 Contact Information: Cheryl Martinez [cmartinez@ci.irvine.ca.us](mailto:cmartinez@ci.irvine.ca.us)

**NEW**

**Community Highlights:** Irvine has an extensive network of bikeway infrastructure and supporting facilities connecting regional and local destinations throughout the city. There is an impressive 44.5 miles of off-street bikeways and 282 miles of on-street bikeways. Significant investments have been made to support and encourage bicycling, such as train station bicycle lockers, the Jeffery/I-405 Bicycle Bridge, the UCI Ring Mall Gap Closure, and the Woodbridge Trail rehabilitation. The city is currently implementing a comprehensive bicycle and walking safety program to youth at all 29 schools benefiting approximately 19,000 students and families. This two-year program includes over 650 events ranging from student and parent workshops, bicycle rodeos, and the production and distribution of Smart Cycling Educational material through June 2011.





## LA CROSSE, WISCONSIN

**Since:** 2007    **Population:** 51,818    **Square Miles:** 22  
**Contact Information:** Larry Kirch    608.789.7512  
[kirchl@cityoflacsosse.org](mailto:kirchl@cityoflacsosse.org)

**Community Highlights:** La Crosse will open its Grand River Station Mixed Use Transit Center in spring 2010. The project includes live/work lofts, 72 units of affordable housing and ample bicycle parking. La Crosse will open several new bike trails in 2010, with the Isle La Plume Trail partially funded with a Wisconsin DNR Trails Grant — and a segment of the Northside Connector trail partially funded with TE funds — which will better link La Crosse and Onalaska. The cities cooperated on added bike lanes, and more bike lanes are planned. The City received \$545,000 ARRA funds to reconstruct an existing bike path and provide a Safe Route To Southern Bluffs Elementary School. La Crosse was awarded TE funds to help create a city-specific Bicycle Plan. Planning is expected to begin next spring and should provide the blueprint for the city to achieve BFC Gold status.



## LAWRENCE, KANSAS

**Since:** 2004    **Population:** 88,664    **Square Miles:** 28.1  
**Contact Information:** Bart Rudolph    785.832.3165  
[brudolph@ci.lawrence.ks.us](mailto:brudolph@ci.lawrence.ks.us)

**Community Highlights:** According to the 2000 census, 1.3 percent of Lawrence's population regularly bike to work — almost three times the national average. Lawrence has dedicated September to bicycle education for children; and May is Bicycle Awareness Month. The city educates drivers and cyclists on the etiquette of sharing the road through real-life demonstrations, teaching hand signals and distributing brochures. Lawrence recently reviewed their bicycle network in preparation for a new bike plan, identifying goals and objectives for bicycle and pedestrian facilities.

*"For Lawrence, being a BFC means our citizens are encouraged to make sensible transportation alternatives." - Eric Struckhoff, Chair of the Lawrence, Douglas County Bicycle Advisory Board*



## LAKEWOOD, COLORADO

**Since:** 2009    **Population:** 146,000    **Square Miles:** 43  
**Contact Information:** John Padon    [johpad@lakewood.org](mailto:johpad@lakewood.org)

**NEW**

**Community Highlights:** Lakewood has been termed the Gateway to the Rockies — it links the foothills of the mountains to downtown Denver and provides excellent commuting opportunities. This diverse terrain gives riders of all abilities excellent opportunities to mountain and road bike in a safe environment. Bike to Work Day is actively promoted through a variety of media outlets, such as advertising on buses and bus stops, radio spots, a Bike to Work Day Web site and posters distributed to recreation centers and local merchants.

**Most Compelling Statistic:** According to the most recent census conducted by the Denver Regional Council of Government (DRCOG) 1.7 percent of the population in the Lakewood area actively ride — approximately 2,400 of its residents.



## LEXINGTON-FAYETTE COUNTY, KENTUCKY

**Since:** 2007    **Population:** 246,800    **Square Miles:** 85  
**Contact Information:** Kenzie Gleason    859.258.3605  
[kgleason@lfucg.com](mailto:kgleason@lfucg.com)

**Community Highlights:** Lexington-Fayette County has 60 miles of bike facilities within its urban core and is surrounded by hundreds of miles of low traffic, well-paved rural roads that attract touring cyclists. Since 2007, the county secured more than \$20 million in funding for bike projects and plans to add 40 miles of bike lanes and trails. The county hosts two free bike-sharing fleets and a program that provides refurbished bicycles to refugees arriving in Lexington-Fayette. More than 50 local police officers are certified for bike patrol, and EMS workers now ride bikes when patrolling downtown events. More than 5,000 people attended the Second Sunday ciclovía-style event. The county provides police escorts for a monthly Second Sunday ride that showcases new bike lanes and trails to novice cyclists.

**Most Compelling Community Statistic:** Approximately 10,000 people participated in local bike rides and events last year.



## LIBERTY LAKE, WASHINGTON

**Since:** 2007    **Population:** 7,270    **Square Miles:** 6  
**Contact Information:** Jessica Platt    509.755.6702  
[jplatt@libertylakewa.gov](mailto:jplatt@libertylakewa.gov)

**Community Highlights:** This small town is big on bicycling. Liberty Lake takes great pride in its multi-use trail system, which circulates 25.15 miles through the community. More than 90 percent of arterial streets in the community have bike lanes. The city has added bike parking and worked to connect the regional trail network.

**Most Significant Recent Accomplishment:** Liberty Lake residents worked with neighboring cities to focus on bicycle pathways on a regional level. Many Liberty Lake residents work in neighboring cities so they have been working with neighboring cities to connect their trail systems with Liberty Lakes' system, making it safer and more accessible for bicycle commuters to get to where they need to go.



## LONGMONT, COLORADO

**Since:** 2004    **Population:** 84,636    **Square Miles:** 21.8  
**Contact Information:** Len Marques    303.651.8757  
[len.marques@ci.longmont.co.us](mailto:len.marques@ci.longmont.co.us)

**Community Highlights:** Longmont boasts 95 miles of bike lanes and 52 miles of shared-use paths; 39 percent of its arterial streets have bike lanes. Longmont has incorporated bike lanes within their design standards and construction specifications, and requires that 5 percent of the total spaces available for parking at downtown buildings be for bicycle parking. The city implemented a SRTS program in five schools and has a fully-enclosed trailer to store and transport training bikes to elementary schools for training. Starting in 2010 the city will construct a missing segment of the Longmont to Boulder LOBO Trail.

**Most Significant Recent Accomplishment:** In 2009 Longmont expanded the St. Vrain Greenway, considered the Crown Jewel of Longmont's trail system.



## LONG BEACH, CALIFORNIA

**Since:** 2009    **Population:** 466,520    **Square Miles:** 65.9  
**Contact Information:** Charles Gandy    562.277.4208  
[Charles.Gandy@longbeach.gov](mailto:Charles.Gandy@longbeach.gov)

**NEW**

**Community Highlights:** The Long Beach City Bike Share Program was launched in March 2009 to encourage city employees to leave their cars and use a bicycle to travel to downtown for work. Long Beach Cyclists, in partnership with the city, provide a bike valet program at community events. The BikeLongBeach.org site makes information about bicycling accessible and interactive. The city has also completed its first ever bike count at 23 locations throughout Long Beach to establish a baseline to measure the effectiveness of planned and funded physical improvements.

**Most Significant Recent Accomplishment:** More than \$10 million in grant funding has been secured and/or spent on priority projects identified in the existing Long Beach Bicycle Master Plan, and 12 out of 13 short-term projects have been funded.



## LOUISVILLE, KENTUCKY

**Since:** 2006    **Population:** 700,030    **Square Miles:** 399  
**Contact Information:** Dirk Gowin    502.574.5925  
[Dirk.Gowin@louisvilleky.gov](mailto:Dirk.Gowin@louisvilleky.gov)

**Community Highlights:** Mayor Abramson embraced the initiative to make Louisville bicycle-friendly. He hosted the first regional Bicycle Summit in Louisville in 2005 and later created a Bicycle Task Force. As a result of the Bike Summit, the city committed to \$85 million in projects over the next 10 years. The city also moved forward in connecting neighborhoods through bicycling, increasing educational outreach, and hosting events such as the Mayor's Hike and Bike. Louisville is also home of Humana Corp., which launched Free-wheelin and B-Cycle bike sharing programs.

"Biking is not only good for the local environment, it can help our citizens save money and stay fit. It's a great fit with our Healthy Hometown Movement." - Mayor Jerry Abramson





## MESA, ARIZONA

Since: 2003 Population: 437,454 Square Miles: 125  
Contact Information: James Hash 480.644.3556  
James.Hash@cityofmesa.org

**Community Highlights:** Mesa is participating in an exhaustive study with the Regional Council to identify all gaps in their bicycle-friendliness and to adopt a plan. The study will also provide a plan for connecting bicycle networks between all of the communities in the region. Mesa has defined and outfitted signage for three bicycle networks: the arterial street network, the mid-section collector street network, and the irrigation canal and power easement trail network. A bicycle bridge was constructed to allow passage between Mesa and Chandler. Last year, 19 miles of on-street bicycle lanes were added – bringing the total to 128 miles. Mesa continues its efforts to educate the public about bicycle safety and awareness through school and community programs.



## MOUNTAIN VIEW, CALIFORNIA

Since: 2004 Population: 70,708 Square Miles: 12.1  
Contact Information: Helen Kim 650.903.6523  
helen.kim@mountainview.gov

**Community Highlights:** In Mountain View 100 percent of arterial streets are outfitted with bike lanes or paved shoulders. The City's most significant bicycle-related investment is the Stevens Creek Trail, a major community and recreation corridor. Approximately 4.8 miles of the trail have been completed from Shoreline at Mountain View to Sleeper Avenue. The next extension of the trail will be completed in Fall 2011 and will reunite the east and west sides of the city that were divided in the 1960s as a result of Highway 85.

**Positive Outcome from Receiving a BFC Designation:** Members of the City's Bicycle/Pedestrian Advisory Committee report that the number of cyclists in Mountain View has increased, based on observations throughout town and their surveys along the Steven Creek Trail and the Mayfield-Whisman Bicycle Boulevard.



Milwaukee's Annual  
Santa Cycle Rampage

## MILWAUKEE, WISCONSIN

Since: 2006 Population: 554,965 Square Miles: 96  
Contact Information: David Schlabowski 414.286.3144  
david.schlabowski@milwaukee.gov

**Community Highlights:** Milwaukee is always growing in its bicycle friendliness. The city has a Safe Routes to School program, IMBA trail trainings, a well-attended Bike to Work Week, bike-in movies, Midnight Bike Rides, Biketoberfest, regular city staff-led tours of bike facilities, and regular Smart Cycling classes.

**Most Significant Recent Accomplishment:** Milwaukee recently updated their bicycle master plan.

**Most Compelling Community Statistic:** Bicycle trips to work were up 43 percent last year — up 270 percent in the last five years while the crash rate is down 75 percent.



## NAPERVILLE, ILLINOIS

Since: 2009 Population: 128,358 Square Miles: 35.5  
Contact Information: Jen Ebel 630.305.5315  
ebelj@naperville.il.us

NEW

**Community Highlights:** Naperville has focused on providing a bike network that will encourage residents and visitors to choose to access destinations, especially the Metra Stations, by bike instead of car. The city installed a pedestrian and bicycle bridge across Illinois Route 59, a six-lane strategic regional arterial. The bridge has significantly improved bicycle and pedestrian mobility to several key destinations in southwest Naperville, including a high school, library, sports complex, Park District facilities, and retail establishments. The interconnected network of on-street and off-street pathways has been established.

**Most Compelling Community Statistic:** In a 2008 bicycle survey conducted by Metra, a mode-share of approximately 3.6 percent commuters access the Naperville Metra Station by bicycle. In the last 6 years there has been an increase of 30 percent in the number of bicycles parked at the Metra Stations.

## NEW YORK, NEW YORK

**Since: 2007**

**Population: 8,143,197**

**Square Miles: 469**

**Contact Information:**

**Joshua Benson**


**212.442.9890**

**jbenenson@dot.nyc.gov**

### Community Highlights:

New York is the most populous Bicycle Friendly Community, and the city's dedication is evident in its efforts to study and reduce crashes and fatalities, improvements to network connectivity, additions of bicycle parking, and a three-year plan to add 200 miles of on-street bicycle facilities. New York has also increased efforts to improve motorist and cyclist education.

**Most Significant Recent Accomplishment:** Mayor Bloomberg announced Broadway's Times Square car-free experiment which provided pedestrian and bike breezeways for all to enjoy. The NYCDOT added 80 lane-miles of new bicycle facilities to the bicycle network in 2008, including a pilot protected bicycle path with mixing zones on Grand Street in Manhattan. All newly constructed residential and commercial buildings have to provide secure indoor bicycle parking.



Work bike commuting increased 36 percent from 2000 - 2008. NYC cycling levels have doubled the last six years.



## NORTH LITTLE ROCK, ARKANSAS

**Since: 2009 Population: 60,433 Square Miles: 52**

**Contact Information: Robert Voyles 501.975.8835**

**rvoyles@northlittlerock.ar.gov**

**NEW**

**Community Highlights:** North Little Rock is home to the Arkansas River Trail, a seven-mile multi-use trail linking the downtown area to the Big Dam Bridge, which spans the Arkansas River to the west. The Big Dam Bridge, the longest bicycle-pedestrian bridge in the world, has greatly enhanced the popularity of bicycling as a recreational activity in the community and served as a backbone to connect trails and bicycle routes from the surrounding neighborhoods. The City adopted a Complete Streets policy to ensure accessibility of its transportation network for all citizens and is now attracting new businesses interested in health benefits and cycling facilities.

**Most Significant Recent Accomplishment:** Development of the Junction Bridge former lift-span railroad bridge, as a dedicated bicycle-pedestrian bridge across the Arkansas River to link the downtown districts of North Little Rock and Little Rock, was completed at \$4.5 million.



Currently 95% of all arterial roadways in Oceanside are striped with bike lanes.



## OCEANSIDE, CALIFORNIA

**Since: 2008 Population: 174,925 Square Miles: 42**

**Contact Information: Steve Tisdale 760.435.5088**

**stisdale@ci.oceanside.ca.us**

**Community Highlights:** In Oceanside bikes are allowed inside Sprinter, AMTRAK, Metrolink and Coaster trains; and all busses are equipped with bike racks. Bike to Work Day attracts more than 1,000 participants annually. Oceanside promotes bicycling with the Oceanside Family Bike Day, a new Historic Bicycle Tour downtown, and by encouraging local cyclists to ride along with Race Across America competitors at the start of each race. Oceanside also offers the Blue Bike program, making bikes available for free, public use. The city has redesigned intersections with improved signage, bicycle detection sensors and pavement markings. Two of the city's traffic engineers completed Traffic Skills 101 training.

**Most Significant Recent Accomplishment:** Last year the city mailed more than 40,000 bike safety tip cards as part of the utility billing.



## ORLANDO, FLORIDA

**Since: 2004 Population: 205,648 Square Miles: 93.5**

**Contact Information: Cristina Cruz 407.246.3347**

**cristina.cruz@cityoforlando.net**

**Community Highlights:** The city surpassed its 2010, 200-mile benchmark for bikeways ahead of schedule with 260.93 miles of bike lanes, trails and signed routes. Orlando's ongoing 1,000-plus acre Baldwin Park project is one of the largest in-city redevelopment projects in the country.

**Most Significant Recent Accomplishment:** This past year the city of Orlando received the Community Bicycle Education Program of the Year Award by the Florida Bicycle Association for their Got Bikes... Ride 'em! program. The program was presented to all city districts with the goal of educating both children and adults about bicycle history, safety, the benefits of riding, and places to ride.





## OXFORD, MISSISSIPPI

Since: 2008 Population: 16,727 Square Miles: 15.74

Contact Information: Tim Akers 662.232.2305

takers@oxfordms.net

**Community Highlights:** Oxford strived to be the first community recognized in Mississippi for bicycle-friendliness and is redefining itself as a cycling town. The Pathway Commission brought in outside experts to discuss complete streets and road diets. Half the schools currently receive Safe Routes to School funded bicycle education programs, and the Oxford Cycling Club (OCC) has played host to Smart Cycling courses. During the cycling season, OCC hosts rides for cyclists of all abilities and organizes road and mountain bike races.

"Receiving the designation has been a tremendous public relations tool that, among our citizens, has built awareness and confidence." – Mayor Richard Howorth, Oxford, MS



## PHILADELPHIA, PENNSYLVANIA

Since: 2009 Population: 1,454,382 Square Miles: 42

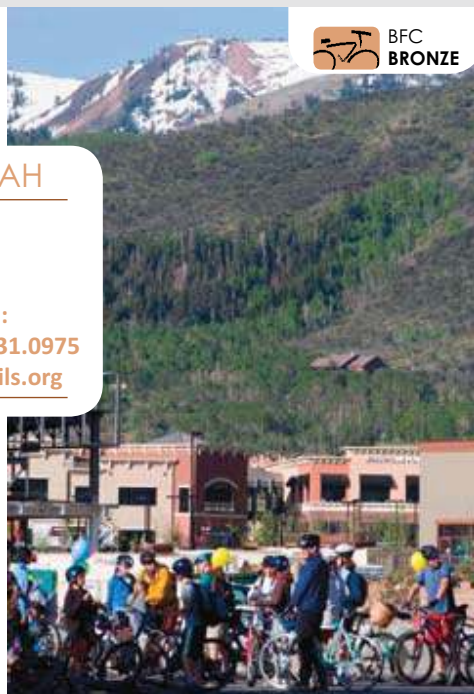
Contact Information: Charles Carmalt 215.686.6835

Charles.Carmalt@phila.gov

**NEW**

**Community Highlights:** The City of Philadelphia is the first Bicycle Friendly Community in Pennsylvania, and according to the American Communes Survey, bike commuting to work increased 89 percent from 2000 to 2008. The city has hired its first pedestrian bicycle coordinator. Its redesign of the South Street Bridge included colored bike lanes, advanced stop lines, bike signalization and a bike access ramp to Schuylkill River Trail. Philly also launched a Bicycle Ambassadors Program to help encourage safe bicycling throughout the city.

"We are a walkable and increasing our bicycle-friendliness; we want to preserve our urban form. We do not want the automobile to dominate our landscape. We are a mass transit, bike sharing, power walking, proud city." – Mayor Michael Nutter



## PARK CITY, UTAH

Since: 2007

Population: 20,620

Square Miles: 102

Contact Information:

Carol Potter 435.731.0975

Carol@mountaintrails.org

**Community Highlights:** Park City offers cycling opportunities for all types of riders, from utilitarian trips, to mountain biking and recreational riding. The city's mountain biking offerings are world renowned with some 300 miles of singletrack trails that connect the community to three world-class ski resorts.

**Most Compelling Community Statistic:** The number of bike racks have increased 400 percent in the last few years.



## PORT TOWNSEND, WASHINGTON

Since: 2008 Population: 8,334 Square Miles: 9.4

Contact Information: Mary Heather Ames 360.344.4616

mames@cityoftpt.us

**Community Highlights:** Port Townsend's cycling network has more than 50 percent of arterial roads having bike lanes or shoulders, 18 miles of natural surface trails, and more than nine square miles of land. Local engineers and planners have attended Smart Cycling courses taught by the League, three out four schools offer safety programs and a local coffee house offers bicycle maintenance education. City employees are encouraged to bike to work, and their work facilities provide bike parking and showers.

**Most Significant Recent Accomplishment:** The city hosted a League Cycling Instructor certification seminar to get people trained to lead more classes throughout the community.

**Most Compelling Community Statistic:** The bicycle mode-share is 5.3 percent – more than 13 times the national average.



## REDMOND, WASHINGTON

**Since:** 2003 **Population:** 49,890 **Square Miles:** 16.8  
**Contact Information:** John Nordquist 425.556.2737  
[jnordquist@redmond.gov](mailto:jnordquist@redmond.gov)

**Community Highlights:** Redmond has 80 miles of interconnected bicycle lanes, paths and trails; and upcoming bicycle improvements include striping bike lanes, providing trail connections and improving bicycle wayfinding signage and parking. Redmond is home to one of the west coast's few velodromes, and hosts one of the nation's oldest, continuous bicycle races, Redmond Derby Days. The Greater Redmond Transportation Management Association extends Bike to Work month throughout the summer with Tour de Redmond. Redmond provides businesses and residents with education, grants, and incentives to encourage bicycle commuting.

"Maintaining our current Bicycle Friendly Community designation and striving to achieve a higher level of recognition is something we consider when discussing new initiatives to promote cycling as a safe, efficient and attractive way to get around." - Arnie Tomac, Chair, Redmond Pedestrian and Bicycle Advisory Committee



## ROSEVILLE, CALIFORNIA

**Since:** 2008 **Population:** 109,154 **Square Miles:** 35.6  
**Contact Information:** Michael Dour 916.746.1304  
[mdour@roseville.ca.us](mailto:mdour@roseville.ca.us)

**Community Highlights:** Roseville has 75 percent of their arterial roadways equipped with bike lanes, and they have 27 miles of shared use paths. The city has an annual budget to increase bike parking options, with a focus on secure long-term bike parking for commuters. To further encourage Smart Cycling, the city's bikeway planner and two local advocates became LCIs and offer Smart Cycling courses year round. Their Bicycle Master Plan Update offered an increased emphasis on education, enforcement and encouragement.

**Positive Outcome from Receiving a BFC Designation:** There is a renewed commitment from the Police Department to work with the bicycling community, including designating a police bicycle liaison, and a Bicycle Safety Task Force was established.



## RIVERSIDE, CALIFORNIA

**Since:** 2009 **Population:** 311,575 **Square Miles:** 81.5  
**Contact Information:** Brandi Becker 951.826.2306  
[bbecker@riversideca.gov](mailto:bbecker@riversideca.gov)

**NEW**

**Community Highlights:** Riverside has made bicycling education a priority. Traffic Safety classes are geared toward ages 6 to 18, require that parents accompany their children and can be scheduled for a neighborhood, community group or club. The city works with the police department to provide safety handbooks for schools and in developing a share the road campaign.

**Most Compelling Community Statistic:** Riverside added more than 11 miles of bike lanes in the past year, bringing the total to 79.05 miles. The goal is to reach 167.5 by 2018.

"The Bicycle Advisory Committee which we formed in September will prioritize the programs and projects described in Riverside's Bicycle Master Plan - with an emphasis on implementation."  
 - Riverside Mayor Ron Loveridge



## ROSWELL, GEORGIA

**Since:** 2006 **Population:** 85,920 **Square Miles:** 38.6  
**Contact Information:** Eric Broadwell 678.520.7337  
[ebroadwell@bikeroswell.com](mailto:ebroadwell@bikeroswell.com)

**Community Highlights:** Roswell has spent more than \$10 million on multi-use paths in the last five years and has budgeted an additional \$12 million in the next few years. Roswell offers Smart Cycling classes for children and adults and has a bicycle fleet for city employees to check out bicycles to ride to work.

**Positive Outcome from Receiving a BFC Designation:** Roswell has seen a dramatic increase in bicycle traffic, including commuters and fitness cyclists. Awareness has been raised with the active support of local papers and the pro-active support from the Roswell Convention & Visitors Bureau.



## SACRAMENTO, CALIFORNIA

Since: 2006

Population: 457,514

Square Miles: 99.2

Contact Information:

Edward Cox 916.808.8434  
ecox@cityofsacramento.org

### Community Highlights:

Sacramento has a dense network of bike trails, and bike lanes are built within new developments. The city has also introduced shared lane markings and signs, one-way streets with right and left side bike lanes, and bicycle sensitive video detection at traffic signals. The Sacramento Area Bicycle Advocates, along with Transportation Management Associations, hold Smart Cycling Clinics. Sacramento also runs a Traffic Safety Program for elementary students, which includes rewards and free bicycle helmets for participants.

**Most Compelling Community Statistic:** Sacramento is fourth in the nation with bike to work numbers, with bike commuting to work increasing 101 percent from 2000 to 2008.

**Most Significant Recent Accomplishment:** Sacramento has focused on adding bike lanes to central city streets, additions to the Ninos Parkway Bike Trail, and widening the Tower Bridge Sidewalks.



## SALT LAKE CITY, UTAH

Since: 2007 Population: 181,743 Square Miles: 111

Contact Information: Becka Roolf 801.535.7106

becka.roolf@slcgov.com

**Community Highlights:** Salt Lake City has 158 miles of bicycle lanes, adding 38 miles in 2009, and installed an experimental shared lane treatment on one major street with sharrows, Bicycle May Use Full Lane signs, and a four-foot-wide green pavement centered in outside travel lanes. The city plans to add this same treatment on Main Street in 2010. City Council is converting the 2007 Complete Streets Policy into a City Ordinance and hosted its first bicycle summit in 2009. The Salt Lake City Bicycle Collective offers refurbished bicycles and educational programs to youth and low-income residents. The City received Energy Efficiency and Conservation Block Grant funds for a Bicycle Transit Center at the downtown intermodal hub. It will be constructed with the Utah Transit Authority and will add secure bicycle parking to light rail, commuter rail, bus, and car-sharing hub. All transit services in the city permit bicycles on board at all hours.



Oregon Governor Ted Kulongoski at Salem's Breakfast on Bikes event.



## SALEM, OREGON

Since: 2008 Population: 152,239 Square Miles: 48.3

Contact Information: Julie Warncke 503.588.6211

jwarncke@cityofsalem.net

**Community Highlights:** Centered in a regional hotbed of bike-friendly communities and states, Salem's bicycle ridership continues to grow. In addition to 60 percent of arterial roadways accommodating cyclists through bike lanes or paved shoulders, the city has increased its efforts through its Smart Commuter Program, bicycle detection zones at all video detection intersections and a minimum of 1 percent of fuel tax receipts on bicycle and pedestrian projects. Other efforts include bike racks downtown and on 100 percent of city busses. A Bicycle Safety Education curriculum has been implemented in four of the city's schools.

**Most Compelling Community Statistic:** Salem has approximately 100 miles of bike lanes.



## SAN JOSE, CALIFORNIA

Since: 2006 Population: 912,332 Square Miles: 178.1

Contact Information: John Brazil 408.975.3206

john.brazil@sanjoseca.gov

**Community Highlights:** In 2009, the San Jose city council adopted Bike Plan 2020, a 10-year vision to make San Jose one of the top bicycling cities in the U.S. The plan sets five broad goals: create a five-fold increase in bike mode-share, complete a 500-mile bike network – 250 miles completed, install 5,000 bike parking spaces, reduce bike collisions by 50 percent, and become a Gold BFC. In 2009, San Jose completed nine bike lane projects, installed 200 bike racks, and hosted the Amgen Tour of California and Livestrong bicycling events. Since its BFC award in 2006, bicycling has increased more than 300 percent in San Jose.



## SANTA CLARITA, CALIFORNIA

Since: 2007 Population: 175,314 Square Miles: 52  
 Contact Information: Ian Pari 661.284.1402  
[ipari@santa.clarita.com](mailto:ipari@santa.clarita.com)

**Community Highlights:** When Santa Clarita became a city, the community was a fragmented group of neighborhoods built without common infrastructure. In the past 20 years, the city has invested millions of dollars in the construction of more than 50 miles of large on- and off-street networks of bicycling facilities that connect cyclists and other users to employment, shopping and recreation.

**Most Significant Recent Accomplishment:** The new 3.5 miles of Class I lanes include a one-mile westerly extension over the Santa Clara River Commuter Trail, connecting the City's largest employment base, the Valencia Industrial Center.

**Most Compelling Community Statistic:** The City's 2009 Annual Bike To Work day attracted 65 percent more participants than in 2007.



## SANTA MONICA, CALIFORNIA

Since: 2009 Population: 87,400 Square Miles: 8.3  
 Contact Information: Beth Rolandson 310.458.8298  
[Beth.Rolandson@smgov.net](mailto:Beth.Rolandson@smgov.net)

**NEW**

**Community Highlights:** Santa Monica promotes a Bike to School and Work Day to encourage bicycling. A Bicycle Valet service parks, safeguards, and retrieves bicycles for bicyclists at community events. It was first established at the Santa Monica Farmers' Market and has since expanded to include the Thursday Night Summer Concert Series and others.

**Most Significant Recent Accomplishment:** Secured funding for Safe Routes to Schools and to create connections to future light rail stations.

**Most Compelling Community Statistic:** Student participation continues to increase with student-led Bike It Days: 245 students rode to high school in October – up from 166 in June.



## SCHAUMBURG, ILLINIOS

Since: 2003 Population: 73,346 Square Miles: 49.5  
 Contact Information: Richard Bascomb 847.923.3862  
[rbascomb@ci.schaumburg.il.us](mailto:rbascomb@ci.schaumburg.il.us)

**Community Highlights:** Schaumburg's Bicycle Plan enables the village to continually adapt and expand planned bicycle access to their bicycle network of 87 miles of bike lanes, paths and routes.

**Most Significant Recent Accomplishment:** The Tour of Schaumburg-Elk Grove spotlights bicycling as a tourism tool and raises the profile of bicycling in Schaumburg.

**Most Compelling Community Statistic:** The number of bicycle trips estimated to take place throughout Schaumburg, based on a bicycle riding census, is 15,000 – that's five rides per capita!



## SHAWNEE, KANSAS

Since: 2003 Population: 57,628 Square Miles: 42  
 Contact Information: Neil Holman 913.631.5200  
[nholman@cityofshawnee.org](mailto:nholman@cityofshawnee.org)

**Community Highlights:** Shawnee was the first city in the Kansas City Metro area to adopt a bicycle transportation plan that incorporated on- and off-road bicycle facilities. The town has a four-mile mountain bike trail and was a pioneer community in putting public safety employees on bikes. Shawnee has made significant investments toward the Bicycle and Recreational Trail Master Plan.

**Most Significant Recent Accomplishment:** The new Clear Creek Trail Phase One project will be completed in 2010, with a total investment of \$1.5 million. This multi-use trail consists of approximately one mile of a 10-foot path for walking, jogging and bicycling. The future Clear Creek Trail Phase Two and Three will continue east and connect to the Gary Haller Trail in the Mill Creek Streamway System. This project was funded by the City of Shawnee Parks and Pipes sales tax and a grant from the Kansas Department of Transportation Enhancement program.





## SIOUX FALLS, SOUTH DAKOTA

Since: 2009 Population: 154,000 Square Miles: 73

Contact Information: Sam Trebilcock 605.367.8890  
strebilcock@siouxfalls.org

**NEW** **Community Highlights:** Sioux Falls has one of the best urban bicycle trails in the country. The trail, which loops the entire city, is considered one of the most popular recreational assets in the community and has also become a very important transportation route for bicycle commuters. The trail is also a regional draw for tourists.

**Most Significant Recent Accomplishment:** The City added a mile of bike lanes and two miles of sharrows to the on-street bike system.

**Most Compelling Community Statistic:** The city will see more than 7,000 bicycles transported on city transit busses in 2009. This is a 34 percent increase from 2008.

"Bicycling is a valuable mode of transportation, and we are committed to finding ways to making our city even more bike-friendly in the future." - Mayor Dave Munson



## SITKA, ALASKA

Since: 2008 Population: 8,883 Square Miles: 4,811

Contact Information: Matthew Turner 907.747.3665  
mturner@smallstones.net

**Community Highlights:** Sitka is one of the smallest, and rainiest — more than 90 inches of rain annually — communities recognized by the BFC program, yet 3.6 percent of the population commutes by bike. Most Sitka residents live more than 10 miles from their work or from the business center. Sitka's leaders have signed the BFC Action Plan and support bicycling and walking improvements. With half of Sitka's streets containing bike lanes, the city has conducted Complete Streets training for city employees to understand how to accommodate all roadway users. Additionally, signed routes have been implemented leading to town centers and popular destinations.

**Most Compelling Community Statistic:** According to the latest U.S. Census Journey To Work data, of Sitka's 4,420 workers, 159 bicycle to work — that is 3.6 percent!



## SONOMA, CALIFORNIA

Since: 2009 Population: 9,128 Square Miles: 2.3

Contact Information: Wendy Atkins 707.933.2204  
wendya@sonomacity.org

**NEW** **Community Highlights:** There is a rapidly-growing grass-roots movement spearheading Sonoma's bicycle-friendliness, and local leaders are taking notice. The city is committed to being a place that people young and old can feel comfortable riding bicycles. More than 90 percent of Sonoma's arterials have bike lanes or paved shoulders, ample bike parking is being installed throughout the city, and more than half of the bikeways and priority projects identified in the Master Plan are in the process of being implemented.

**Most Significant Recent Accomplishment:** Sonoma received \$135,452 for Clean Air funding in order to implement all of the proposed Class III routes indicated on the City's adopted Sonoma Bicycle and Pedestrian Master Plan.

"As the City of Sonoma and the country move forward with dedicated efforts to provide alternatives to buying foreign oil, bicycles are the most cost effective approach to achieve that goal." - Mayor Ken Brown



## SOUTH LAKE TAHOE, CALIFORNIA

Since: 2006 Population: 23,609 Square Miles: 16.5

Contact Information: Stan Hill 530.542.6039  
shill@cityofslt.us

**Community Highlights:** The South Lake Tahoe Trail Map system is printed on metal placards and located on trailhead signs, and 40,000 Lake Tahoe Bicycle Trail Maps are distributed for free. The map includes all paved bikeways and key dirt trails throughout the region. The U.S. Forest Service maintains 100 miles of mountain bike trails in the periphery of South Lake Tahoe. Adventure maps for mountain bike trails can be acquired at bicycle shops in the area.

**Most Significant Recent Accomplishment:** The city purchased 20 bike racks that will be placed at parks, public buildings, and bicycle friendly businesses.

**Positive Outcome from Receiving a BFC Designation:** Designation as a bicycle friendly community has resulted in greater participation of concerned community members.



## SOUTH SIOUX CITY, NEBRASKA

**Since: 2006**   **Population: 11,925**   **Square Miles: 5.2**  
**Contact Information: Jim Steele**   **402.494.7577**  
[jsteele@southsiouxcity.org](mailto:jsteele@southsiouxcity.org)

**Community Highlights:** South Sioux City is completing 2.5 miles of trail between Dakota City and South Sioux City. Once complete, the trail will connect to the current 6.5 miles of trail that already exists in South Sioux. The Veterans Bridge downtown is open to cyclists and pedestrians, and its biking and walking lane is completely separate from motorized traffic. The community continues to invest in cycling infrastructure and promotions.

**Most Significant Recent Accomplishment:** Completion of Arbor Acres trail in the community.

**Most Compelling Community Statistic:** The community and surrounding areas have a total of 17 miles of bike trails.



Bicycle commuting has grown more than 107 percent since 2000.

## ST. LOUIS, MISSOURI

**Since: 2009**   **Population: 350,759**   **Square Miles: 66.2**  
**Contact Information: John Kohler**   **314.589.6623**  
[KohlerJ@stlouiscity.com](mailto:KohlerJ@stlouiscity.com)

**NEW**

**Community Highlights:** The South Grand Bike Tour St. Louis is an annual bike ride to offer city residents a low-traffic, supported bike ride. The ride demonstrates how easy it is to access downtown and other neighborhoods by bicycle from this densely populated part of town. St. Louis works to accommodate all cyclists on city streets – 30 percent of arterial streets in the city are designated bike routes.

**Most Significant Recent Accomplishment:** St. Louis completed Phase Two of Bike St. Louis, adding 57 miles to the existing bike-ways, resulting in a 77-mile network of designated bike routes.

*"The Bicycle Friendly Community designation highlights years of hard work on the part of many organizations and individuals to improve the quality of life for the citizens of St. Louis."  
 - President of the Board of Aldermen, Lewis Reed*



Since 2005, the miles of bicycle lanes in Spartanburg County have more than quadrupled and the number of bicycle racks has increased fivefold.

## SPARTANBURG, SOUTH CAROLINA

**Since: 2007**   **Population: 39,487**   **Square Miles: 20**  
**Contact Information: Laura Ringo**   **864.598.9638**  
[lringo@active.living.org](mailto:lringo@active.living.org)

**Community Highlights:** City leaders have made creating a more Bicycle Friendly Community a priority with the Bike Town Initiative, increased bicycle facilities and education investments. Bicycle lane mileage has quadrupled and the number of bicycle racks has increased fivefold since the Bike Town Initiative. The BFC award inspired the city and led to the development of a new county and citywide Bicycle and Pedestrian Master Plan.

**Most Significant Recent Accomplishment:** Spartanburg installed four miles of new bike routes in 2008 that are a combination of striped bike lanes, sharrows and safe corridors that connect a low-income area and liberal arts college to downtown, ball fields, a hiking trail and the local high school.



## ST. PETERSBURG, FLORIDA

**Since: 2006**   **Population: 249,090**   **Square Miles: 133**  
**Contact Information: Cheryl Stacks**   **727.892.5328**  
[cheryl.stacks@stpete.org](mailto:cheryl.stacks@stpete.org)

**Community Highlights:** St. Petersburg added more than 80 bicycle bicycle parking spaces at more than 52 locations in the last two years. Additionally, the city created three bike corrals by converting three motor vehicle parking spaces into bike parking areas and installed 48 racks in the city's recreation centers.

**Most Compelling Community Statistic:** St. Petersburg's combined education and engineering efforts have resulted in a 15 percent reduction in bicycle crashes in the last two years.





## SUNNYVALE, CALIFORNIA

Since: 2006 Population: 131,760 Square Miles: 22.6  
 Contact Information: Jack Witthaus 408.730.7330  
 jwitthaus@ci.sunnyvale.ca.us

**Community Highlights:** Three new bicycle bridges on area freeways were completed in 2009, involving a total investment of more than \$18 million. The community also conducted a comprehensive, citywide engineering plan for the completion of a bikeway network. This has resulted in the construction of more than 70 miles of new bike lanes in the past seven years.

**Most Significant Recent Accomplishment:** Completion of the Borregas Bridges project links north Sunnyvale with south Sunnyvale by bridging two freeways. Prior to the project, it was impossible to traverse the city from north to south without negotiating dangerous, high speed freeway interchanges.

**Most Compelling Community Statistic:** Since initiation of the city's bikeway construction program, bicycle ridership has increased twofold.



## THOUSAND OAKS, CALIFORNIA

Since: 2008 Population: 127,644 Square Miles: 56  
 Contact Information: Kathy Lowry 805.449.2416  
 klowry@toaks.org

**Community Highlights:** Thousand Oaks has 43 miles of bike lanes and uses shared-lane markings at signalized intersections. The city installed calibrated traffic signal video detectors and "Bikes Allowed Full Use of Lane" signage where lanes are too narrow to share. The city also has free bus rides for cyclists during Bike to Work Week, Crusin' the Conejo community ride, bilingual Smart Cycling and a bike route map that is distributed to new employees and tenants. The Bicycle Program Manager reached out to schools with safety instruction. A School Site Safety Team evaluates walking and biking conditions around area schools. The city is recruiting a bicycle coordinator.

**Positive Outcome from Receiving a BFC Designation:** The city received Safe Routes to School funding to increase bike riding to school.



## TALLAHASSEE, FLORIDA

Since: 2009 Population: 176,336 Square Miles: 103.5  
 Contact Information: Lynn Barrie 850.891.2087  
 Lynn.Barr@talgov.com

**NEW**

**Community Highlights:** Approximately 1.3 percent of Tallahassee residents bike to work, according to the U.S. Census. The city boasts 124 miles of bike lanes with more planned, and the Commission Policy 600CP was recently adopted and requires that bike lanes be included on all new and reconstructed major and minor arterial and major collector roadways.

**Most Significant Recent Accomplishment:** Tallahassee invested in shared lane markings, a shared use path, additional site amenities and bike racks. New sections to mountain bike trails have also been created. Commuter Services of North Florida works with employers and commuters to provide information and support regarding commuting options to encourage bicycle commuting through programs like Smart Cycling courses and Guaranteed Ride Home.



## TRAVERSE CITY, MICHIGAN

Since: 2009 Population: 14,532 Square Miles: 8.6  
 Contact Information: Russell Soyryng 231.922.4465  
 rsoyryng@traversecitymi.gov

**NEW**

**Community Highlights:** Traverse City boasts the largest trail and bike advocacy organization in Michigan. The city has 30 miles of shared use paths with many statewide bike tours. During the Traverse City Film Festival, the city provides bike racks and park an average of 40 bicycles per movie.

This year the area is completing a six-county land use and transportation scenario planning process, called the Grand Vision. The results of the Grand Vision provide a mandate for improved walking and biking facilities. In an area study regarding growth strategies, 80 percent agree /strongly agree with the question, "I think new transportation investments should include biking and walking facilities, even if it means some roads aren't widened."





## TULSA, OKLAHOMA

Since: 2009 Population: 384,037 Square Miles: 200.5  
 Contact Information: James Wagner 918.579.9419  
[jwagner@incog.org](mailto:jwagner@incog.org)

**NEW** **Community Highlights:** The Tulsa Region has progressed its bicycle facilities quickly in the last 10 years. Since the adoption of the Trails Master Plan in 1999, the region has quadrupled its multi-use trail system from 25 miles to more than 100 miles. Most recently, six miles of trails in River Parks have been upgraded to dual-trails, accommodating bicycle and pedestrian traffic in separate right-of-ways. Tulsa has several bike sharing programs that enable users to utilize bicycles for free for 24 hours. The Tulsa Townie program offers four bike stations along River Parks where users can check out a cruiser bicycle free of charge for 24 hours. Tulsa Transit also offers 24 hour bicycle rental, free of charge, for use connecting to destinations the bus system does not reach.



## VAIL, COLORADO

Since: 2009 Population: 4,806 Square Miles: 5  
 Contact Information: Gregg Barrie [gbarrie@vailgov.com](mailto:gbarrie@vailgov.com)

**NEW** **Community Highlights:** If you own a mountain bike in Vail, odds are you'll never have to get into your car to get to a trail. Most trails on the edge of town connect to the in-town path system and make recreational mountain biking very accessible. Vail is a partner in the ECO Trails Bike to Work Day celebration and hosts numerous events each year that promote cycling. There is also the Vail Mountain Bike Camp for kids during the summer. Riders of all abilities learn the basics of mountain biking, racing, biking etiquette and safety, and bike maintenance. A focus of the town's recent environmental policy includes promoting, improving and utilizing the pedestrian and bicycle paths to decrease vehicle miles traveled by 20 percent by 2020.




## VANCOUVER, WASHINGTON

Since: 2005 Population: 156,60 Square Miles: 48.5  
 Contact Information: Jennifer Campos 360.487.7728  
[jennifer.campos@ci.vancouver.wa.us](mailto:jennifer.campos@ci.vancouver.wa.us)

**Community Highlights:** Since the adoption of a Walking and Bicycling Master Plan in 2004, Vancouver added 70 miles of bike lanes and 30 miles of interconnected paved trails. The system includes bicycle routes with shared-lane markings, shared roadways, buffered bike lanes and off-street trails. This year the city partnered with Bike Me! Vancouver to provide bicycle parking for events with a portable bicycle rack system and held a Bike to Work Day in June. The bicycle parking program expanded with bike racks and electronic lockers. The City distributes a Bike Guide and wallet bicycle resource card and teaches a two-week bicycle education class at middle schools.

**Most Significant Recent Accomplishment:** Pathway improvements, directional signage, and a navigational map to help bicyclists better navigate were made for the I-5 bridge that crosses the Columbia River between Vancouver and Portland, Ore.



## WASHINGTON, D.C.

Since: 2003 Population: 553,523 Square Miles: 61.3  
 Contact Information: Jim Sebastian 202.671.2331  
[jim.sebastian@dc.gov](mailto:jim.sebastian@dc.gov)

**Community Highlights:** D.C. has more cyclists than ever; a mayor and administration promoting cycling; a DOT Director who once managed bike shops; and an active bicycle advocacy group, the Washington Area Bicyclist Association. The city launched Smart-BikeDC bike-sharing system in 2009, opened the Union Station Bike Station – a building that securely stores 150 bikes – and constructed its first contra-flow bikeway and cycletrack. These tracks will be replicated throughout downtown, providing safe and convenient facilities separate from automobile traffic. The Metropolitan Branch Trail is being enhanced with \$4 million, and the city added more than 200 bike racks in 2009. D.C. continues to expand its education efforts. The BikeDC community ride returned, and the city's first Feet in the Street ciclovía event started in 2009. The launch of the D.C. Bicycle Ambassador program has helped spread information on bicycle safety.





**D**emonstrate your commitment to encouraging healthy lifestyles, creating more affordable transportation, and providing greater options for your employees by joining other innovative business leaders around the nation as a Bicycle Friendly Business.

The Bicycle Friendly Business program recognizes socially responsible businesses that promote healthy, happy, and green workplaces and provides a road map to become even better. Bicycle Friendly Businesses are corporations, organizations, nonprofits and associations that weave

bicycling into the business culture and give employees and customers the opportunity to be active stewards of their personal and environmental health through bicycling.

### WHY SHOULD YOU BE A PART OF THIS MOVEMENT?

When bicycling is infused in an office or company culture, great things happen:

- Reduced health care costs.
- More productive employees.
- Improved worker and customer satisfaction.
- Smaller carbon footprint.
- Increased corporate social responsibility.

Businesses that apply for the award designation are also inspired and encouraged by their peers. The BFB program serves as a clearinghouse for best practices and innovation in bicycle friendliness at the workplace. Some examples of good BFB practices include:

- Secure bike parking.
- Shower facilities.

- Incentives to commute by bike.
- Company bike rides and clubs.
- Bike to Work Week promotions.

### IT'S EASY TO APPLY AND WE ARE HERE TO HELP

Applying to BFB is easy and free. Applicants receive technical assistance from the League staff as well as tools to evaluate and assess their bicycle friendliness through the application process.

The BFB application is available online at [www.bicyclefriendlybusiness.org](http://www.bicyclefriendlybusiness.org).

### DON'T KNOW IF YOU SHOULD APPLY?

We've provided a quick and easy way for you to decide. Complete the BFB Scorecard for a quick assessment of your business, located at [www.bicyclefriendlybusiness.org](http://www.bicyclefriendlybusiness.org), and click on Apply. Contact the League of American Bicyclists at 202-822-1333 or email [info@bicyclefriendlybusiness.org](mailto:info@bicyclefriendlybusiness.org) for more information. ●

The Bicycle Friendly Business program recognizes socially responsible businesses that promote healthy, happy and green workplaces.



## BICYCLE SPORT SHOP

Type of Business: Sales/Retail

Web site: [bicyclesportshop.com](http://bicyclesportshop.com) Phone: 512.477.1551

Employees: 120 Location: Austin, TX BFB Since: 2009

**NEW Business Highlights:** The Bicycle Sport Shop (BSS) is helping its employees and the Austin community ride more miles consistently. The business has bike parking, showers, lockers, a commuter challenge, and incentive programs for its employees, and the shop contributes to their bicycling community. The store coordinated with Austin's police, city council members and Bike/Ped coordinator to develop a 2009 Bike Plan which is now mandated by the city – and BSS helped draft the Bike Theft Resolution! The business also has two employees serving as voting members on the Austin Bicycle Advisory Council. Additionally, Bicycle Sports Shop provides maintenance and safety classes to the public and generously supports a multitude of charity rides.

**Most Compelling Bike Related Statistic:** Ninety percent of BSS employees commute to work 90 percent of the year.

**Most Compelling Bike Related Accomplishment:** In February 2010 BSS will launch the Freiker program ([freiker.org](http://freiker.org)) into several school districts in the area to help track and reward miles ridden to school. They also work on numerous initiatives within the city to help create a safer atmosphere for all travelers. Examples include the Safe Passing Ordinance and the No Texting While Driving ordinance – effective January 2010. Bicycle Sports shop also works with the International Mountain Bicycling Association (IMBA) on trail networks and requires all sponsored riders to participate in IMBA's paydirt program and new rider education programs. They have also created a cycling sub-committee within the Safe Routes to School program.

### Benefits of Being a Bicycle Friendly Business:

The business has not only caught the public's attention with their strong advocacy initiatives, but they have also nurtured a solid partnership with a variety of community based organizations and neighborhood associations. Within the BSS stores, employees have become more politically and civically minded and engaged in issues that affect cycling in Austin. Passions have been ignited, and the effects spread broadly through all sub-cultures within cycling. Employee, Molly Ivins said, "everyone has a duty to be civically involved ... but BSS kick some rears, and make it fun in the process".



## BIKE GALLERY

Type of Business: Sales/Retail

Web site: [bikegallery.com](http://bikegallery.com) Phone: 503.282.3455

Employees: 125 Location: Portland, OR BFB Since: 2009

**NEW Business Highlights:** Bike Gallery offers employees cash incentives to ride – more if they wear a helmet and even more if they are a Bicycle Transportation Alliance (BTA) member. The business has a strong advocacy component and promotes community involvement throughout their seven locations. They are major donors to BTA, Community Cycling Center, and Bikes Belong, while also supporting numerous other local advocacy groups. Their Volunteer for Good program pays employees for volunteering their time in the community. Showers and locker rooms are provided at some of their locations; maintenance supplies and a dedicated mechanic are offered at all seven locations. Last year, Bike Gallery established the Brett Jarolimek Memorial Fund with a donation of \$10,000 and an additional \$10,000 as matching funds. The fund was formed to honor Bike Gallery teammate Brett Jarolimek who was killed in a collision with a truck while riding in Portland in 2007. The fund works to support community-based actions to promote bike safety, awareness and education. Maintenance supplies and a dedicated mechanic are offered at all seven locations.



"Bike Gallery encourages its employees to get involved in various volunteer projects outside the work place. If it weren't for volunteer labor, many trails would have to be abandoned by land managers because they don't have the manpower to repair storm damage or clear the brush to keep the trails many of us use for recreation intact." - Mickey Deagle, Bike Gallery Employee & blogger

**Most Compelling Bike Related Statistic:** Employees log their commuted miles into a data base. In just four months the staff logged over 14,500 miles.





## NEW BELGIUM BREWING COMPANY

**Type of Business:** Brewery

**Web site:** [newbelgium.com](http://newbelgium.com) **Phone:** 970.221.0524

**Employees:** 338 **Location:** Fort Collins, CO **BFB Since:** 2009

**NEW**


**Business Highlights:** New Belgium Brewing Company raised more than \$500,000 for bicycle non-profits through their Tour de Fat program in 2009. They added 5,000 bicycle commuters to Team Wonderbike's Bike More-Drive Less campaign, now totaling 22,000 members, and gave away 2,000 cruiser bikes to promote cycling. An employee bike incentive program with materials and reimbursements will be rolled out in 2010. The company awarded 27-speed commuter bikes to eleven folks who gave up their car and committed to live car-free for at least one year through the Tour de Fat.

**Most Compelling Bike Related Statistic:** The company has given more than 250 bikes to employees who have worked at least one year for the brewery to celebrate their commitment and to encourage bike commuting.

**Most Compelling Bike Related Accomplishment:** New Belgium has raised more than \$1.5 million for bicycling Non-Profit organizations through Tour de Fat, and 2009 was their best year – they raised over \$500,000!

**Benefits of Being a Bicycle Friendly Business:** Bicycling is a tremendous part of the culture at New Belgium Brewery. Fat Tire Amber Ale is their flagship beer and it is central to all branding communications. The management and employees are able to speak authentically about cycling and the biking life through programs like Tour de Fat and Team Wonderbike because the bicycle is part of their work and daily life. They feel very fortunate to work in an environment

where so many resources are allocated to bike advocacy. Bicycling communities benefit directly from the fundraising and philanthropic efforts of New Belgium, which creates a very loyal community of customers and employees for the company. Nothing boosts morale more around the brewery than the monthly staff meeting where one-year employees are given their New Belgium cruiser bike! It's like Christmas once a month.



## QUALITY BICYCLE PRODUCTS

**Type of Business:** Distributor

**Web site:** [qbp.com](http://qbp.com) **Phone:** 952.941.9391

**Employees:** 450 **Location:** Bloomington, MN **BFB Since:** 2009

**2009 UPGRADE**

**Business Highlights:** Quality Bicycle Products (QBP) employees earned nearly \$22,000 in bicycle commuter credits from the company in only seven months; additionally, the company raised \$80,000 for World Bicycle Relief. They host a pancake and bacon breakfast for bike commuters on Bike to Work Day, how-to-clinics, a commuter mentorship program, and a bike loan program. The business provides shower facilities, locker rooms, bike tools and supplies, and lots of indoor bicycle parking. There is an innovative pallet rack to create high density indoor bike parking with an indoor/outdoor thermometer to help bike commuters choose proper riding gear.



**Most Compelling Bike Related Statistic:** In 2008, QBP employees commuted 325,000 miles by bike, equivalent to 13 trips around the planet; 288 employees rode to work at least once and logged 27,600 trips for an average one-way commute of 12 miles.

**Most Compelling Bike Related Accomplishment:** QBP is a leader in promoting bicycling through innovative means. The business made a large donation to help launch a statewide Minnesota bicycle advocacy group, donated over \$4,000 to World Bicycle Relief through individual commuter credits, sponsored the Greenlightride.org Web site that was launched by one of their brands to encourage more bike commuting through friendly competition, and helped fund the new Cayuna Recreation mountain bike trail in Northern Minnesota, which IMBA intends to make a national destination trail system.





## ADVANCED SPORTS, INC.

**Type of Business:** Manufacturing/Production

**Web site:** [fujibikes.com](http://fujibikes.com) **Phone:** 267.350.6154

**Employees:** 45 **Location:** Philadelphia, PA **BFB Since:** 2009

**NEW Business Highlights:** You won't have to go far to ride at Advanced Sports Inc. (ASI), the company that owns Breezer, Fuji and several other bike brands. Behind this business's facility is a 0.75-mile mountain bike course which is open to employees and advocates. There are showers, locker rooms, a bike repair station, maintenance supplies, and a dedicated bike maintenance person. All of these things are available to help make commuting easier and safer for staff. ASI has an abundance of secure and convenient bike parking, which outnumbers their car parking. Additionally, ASI ensures that their employee bike moral is high with an employee bike club, lunch time rides, maintenance clinics and safe riding tips included in the employee manual. ASI also extends their efforts to the community. They welcome local youth groups and advocates to their facility to learn more about the bicycle industry. ASI generously supports the Bicycle Coalition of Philadelphia, Bike Share Philly, the Philadelphia chapter of the International Mountain Bicycling Association, and other bicycle organizations.



## ALASKA NATIVE TRIBAL HEALTH CONSORTIUM

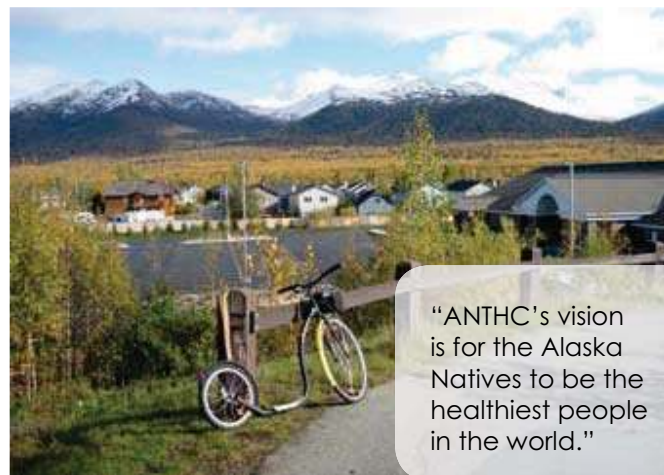
**Type of Business:** Medical/Health

**Web site:** [anthc.org](http://anthc.org) **Phone:** 510.558.7855

**Employees:** 1,900 **Location:** Anchorage, AK **BFB Since:** 2009

**NEW Business Highlights:** Alaska Native Tribal Health Consortium (ANTHC) offers morning coffee and treats to bicycle commuters once per month May through September and on Winter Solstice, which is practically an Alaska state holiday. Bike to Work Day (BTWD) is celebrated with morning coffee, treats, prizes, a live two-hour radio broadcast, and a blessing of the bikes. In the evening, riders from the entire community congregate for a pizza and live blue grass music party. During Bike to Work Week there is a bike safety talk and free bike tune ups. Bike safety and maintenance classes are held four times a year with additional information disseminated via email on a bi-weekly basis. This past year, the staff carpenters built a bicycle barn/corral to hold excess bikes that would not fit in the secured area for BTWD. The city of Anchorage continues to use the structure for bike valet parking during large events.

**Most Compelling Bike Related Statistic:** Consecutively in 2008 and 2009, ANTHC has had the most participants for BTWD in the entire state of Alaska. They host the entire Anchorage bicycling community for a free safety lecture, bike tune-up day, morning rally with coffee and snacks, a two-hour live radio blitz, prizes, and a live blue-grass band pizza party.



"ANTHC's vision is for the Alaska Natives to be the healthiest people in the world."





## BICYCLE GARAGE INDY

**Type of Business:** Sales/Retail

**Web site:** bgindy.com **Phone:** 317.777.9630

**Employees:** 75 **Location:** Indianapolis, IN **BFB Since:** 2009

**NEW Business Highlights:** All three locations – two retail, one warehouse – have showers and secure bicycle parking for employees, including bicycle lockers at Bicycle Garage Indy (BGI) North. Staff is encouraged to bike to work through the BGI Green Team Bicycle Commuting Incentive Program which pays employees \$0.15/mile for commuting, payable in BGI gift cards. The incentive is doubled during National Bike Month and rewards those who participate in Bike to Work Day rides. BGI also sponsors the Bike to Work Day Corporate Challenge.

**Most Compelling Bike Related Statistic:** Twenty-four of BGI's 75 employees participated in bike commuting during 2009 National Bike Month when company incentives were doubled. Since the BGI Green Team Bicycle Commuting Incentive Program started in March 2008, BGI employees have biked more than 43,000 miles (through September 2009) saving 1,722 gallons of gasoline. One employee, Mark Degunya, has biked more than 9,000 miles and another, Toby Holsman, has biked over 600 trips.

**Most Compelling Bike Related Accomplishment:** BGI is involved with local advocacy efforts and is working with city officials on the League Bicycle Friendly Community Award application for the city of Indianapolis. Indianapolis recently was awarded a Bronze Level BFC Award. BGI also supports Hoosier Mountain Bike Association and Indiana BikePort.



**Benefits of Being a Bicycle Friendly Business:** Many employees strive to be in BGI's monthly top five commuter list, for bragging rights and a commuter gift card. It's one of the most popular employee benefits.



## CATEYE NORTH AMERICA

**Type of Business:** Bicycle Electronics Manufacturer

**Web site:** cateye.com **Phone:** 303.443.4595

**Employees:** 4 **Location:** Boulder, CO **BFB Since:** 2009

**NEW Business Highlights:** Cateye North America recently launched a global Web site to track, record and encourage bicycle commuting worldwide. Worldcommute.com leads a united effort for cleaner air and better health through bicycling. Cateye supports global improvements but encourages riding locally – offering their employees cash incentives for riding, showers and lockers, secure indoor parking, maintenance tools, bike repair station, discounts on bikes and accessories, and emergency rides home. The office houses several loaner bikes that are available for employee use throughout the day. CatEye North America generously supports local and national bicycle advocacy groups, cycling teams and Fort Collins' bike courier industry by using their service for nearly all of their local and regional errands. CatEye encourages lunch time rides for its employees and those of neighboring businesses.

**Most Compelling Bike Related Statistic:** More than 75 percent of CatEye employees bike more than twice a week to work.





## CHRIS KING<sup>®</sup> PRECISION COMPONENTS

### KING CYCLE GROUP

**Type of Business:** Manufacturing/Production

**Web site:** chrisking.com **Phone:** 503.972.4050

**Employees:** 75 **Location:** Portland, OR **BFB Since:** 2009

**NEW Business Highlights:** King Cycle Group has an on-site bike mechanic, free or discounted spare parts, discounted bikes and bike accessories, a two-month commuter challenge, assistance for new commuters, raffle prizes, company-wide achievement recognition, and lights, locks and bikes available to sign out. The business wholly supports employees commuting to work by offering assistance through maps, commute coordinator advice, buddy system, split-mode trip counting during challenge months, and basic maintenance training. King Cycle Group generously supports local, state and national advocacy groups.

"Our business is focused on community from efforts in sustainable domestic manufacturing to the support of bicycle policy initiatives and even racing. We start by supporting our closest customers, our own employees."

#### Most Compelling Bike Related

**Statistic:** Nearly 50 percent of all employees commute to work more than twice a week throughout the year.

**Most Compelling Bike Related Accomplishment:** King Cycle Group provides catered, free food at various events like the Downieville Classic, Interbike Outdoor Demo, Mt. Bike Oregon and the Alpenrose Velodrome cleanup.

### DAVID BAKER + PARTNERS

**Type of Business:** Architects

**Web site:** dbarchitect.com **Phone:** 415.896.6700 x123

**Employees:** 14 **Location:** San Francisco, CA **BFB Since:** 2009

**NEW Business Highlights:** David Baker is home to the 511.org's 2007 Team Bike Challenge for most commute miles logged in one month in the San Francisco area. Employees enjoy a newly remodeled bathroom with shower, an incentive program that offers monthly gift certificates to employees who bicycle, walk or take public transportation more than 50 percent of the time to work, a guaranteed ride home program, and secure indoor parking. Due to tight space, employee bikes are parked near the ceiling of the break room through a unique and innovative pulley system. Two office folding bikes can be used by staff for local meetings and other errands. The business organizes architectural tours for guests and employees by bike while also hosting evening recreational rides. David Baker, the firm's CEO, is an active board member of the San Francisco Bicycle Coalition, and the firm supports local advocacy through participation and financial contributions.

**Most Compelling Bike Related Statistic:** David Baker + Partners boasts a 65 percent employee ridership for those commuting at least twice a week, and the staff has collectively biked over 50,000 miles.

**Most Compelling Bike Related Accomplishment:** There has been 100 percent staff participation on Bike to Work Day for the past two years.

**Benefits of Being a Bicycle Friendly Business:** David Baker + Partners is locally known as a Bicycle Friendly Business, which creates another point of contact with people interested in approaching the firm for business or activist reasons.







## REI ST. LOUIS

**Type of Business:** Sales/Retail

**Web site:** rei.com **Phone:** 314.918.1004

**Employees:** 55 **Location:** St. Louis, MO **BFB Since:** 2009

**NEW Business Highlights:** This REI store offers an employee commuting incentive program called the Eco Card. Every time an employee commutes without requiring fossil fuels they get points toward reimbursements for gear enabling them to continue commuting. The store also hosts group rides, monthly customer clinics and workshops detailing information about bike commuting, road cycling, mountain biking, bike repair, safety and skills development. They partner with local advocacy groups and offer grants to advance and encourage cycling in the community. REI's recycling program includes bike tubes and tires, which has helped reduce their waste stream by 80 percent and reclaimed nearly 500 pounds of tubes and tires in 2009.

**Most Compelling Bike Related Statistic:** Recently, three employees have sold their cars and committed to only cycling and public transportation. Nearly 12 percent of the staff consistently commute by bike, about 30 percent commute sporadically.

**Most Compelling Bike Related Accomplishment:** REI provided support for a local inner-city school's bike program which included the labor for 30 bike overhauls, ride support and guidance for 13 middle school kids on their annual 50-mile trail ride.



"Gold recognition as a Bicycle Friendly Business lends credibility and authenticity to our efforts and lets members of our community know of our commitment to promoting cycling in its many forms." - Dan O'Neil, Assistant Manager



## SEATTLE CHILDREN'S HOSPITAL

**Type of Business:** Hospital

**Web site:** seattlechildrens.org **Phone:** 206.987.5233

**Employees:** 4,300 **Location:** Seattle, WA **BFB Since:** 2009

**NEW Business Highlights:** Seattle Children's Hospital recently launched a bike program to encourage biking in the workplace. They gave away 100 bikes outfitted with fenders, racks, a lock and a helmet in six weeks to employees that pledged to ride to work a minimum of four days a week year-round. Not only does Seattle Children's promote biking within the workplace but they are also a major contributor to their larger bicycling community - pledging \$2 million in walking and biking infrastructure improvements to Northeast Seattle. The business provides a guaranteed ride home program, commuter challenge, bike share program, locker rooms, showers, towel service, bike safety education, maintenance classes and secure bike parking to all employees.

**Most Compelling Bike Related Statistic:** Seattle Children's Hospital has a full-time bicycle program employee who works with three other full-time employees on commute-trip reduction programs.



BFB  
GOLD

## ALTA PLANNING + DESIGN

**Type of Business:** Engineering/Design

**Web site:** [altaplanning.com](http://altaplanning.com) **Phone:** 877.347.5417

**Employees:** 51 **Location:** Portland, OR **BFB Since:** 2008

**Business Highlights:** All Alta Planning + Design employees use bikes for transportation and recreation. The business provides employees with new bike discounts, bike club memberships and annual tune-ups. There are shower facilities, bike tools on site, and secure bike storage. The business has a guaranteed ride home program, a commuting mentorship program, and includes an all-company bike ride as part of their annual meeting and frequent bicycling safety and education classes led by League LCIs.

**Most Compelling Bike Related Statistic:** Every person in the company rides a bike. The business contributes a percentage of their profits to bicycle friendly organizations. As planners and designers, every one of their projects is making communities more bicycle-friendly.



BFB  
GOLD

## LANDRY'S BICYCLES

**Type of Business:** Bike Retail

**Web site:** [landrys.com](http://landrys.com) **Phone:** 781.646.1486

**Employees:** 75 **Location:** Natick, MA **BFB Since:** 2008

**Business Highlights:** Landry's Bicycles has a 65 percent employee commutship. The company provides showers, changing facilities, discounts on bikes and accessories, secure bike parking, discounted gym memberships, and an in-house bike loan program. They promote local bike safety classes and train all company drivers on how to safely operate a vehicle around cyclists. The company Web site has an abundance of information for cyclists, including an events calendar, rules of the road, information on bicycling skills classes, and more. Landry's Bicycles supports local, state, and national bicycle advocacy organizations.

**Most Compelling Bike Related Statistic:** Two-thirds of Landry's staff bike-commute to/from work on a regular basis.



BFB  
GOLD

## CLIF BAR & COMPANY


**Type of Business:** Sports Nutrition

**Web site:** [jfreitas@clifbar.com](mailto:jfreitas@clifbar.com) **Phone:** 510.558.7855

**Employees:** 229 **Location:** San Francisco, CA **BFB Since:** 2008

**Business Highlights:** The inspiration behind Clif Bar & Company came from a day-long, 175-mile bike ride, and bikes continue to inspire the business. Clif Bar gives employees \$500 to purchase a commuter bike or retrofit their existing bike for commuting. The company's Cool Commute Program encourages employees to keep riding, rewarding them for every mile and their 2 Mile Challenge Program encourages people to ride their bikes for trips of 2 miles or less. Clif Bar also promotes Bike to Work Day and last year 75 percent of employees rode to work. Employees are paid for 30 minutes per day to work out — many employees use this time for cycling to and from work!

**Most Compelling Bike Related Statistic:** Thirty-six Clif employees have new bikes or have made their bikes more commuter-friendly using the company's Cool Bike incentive program.



BFB  
SILVER

## 212 MARKET RESTAURANT

**Type of Business:** Food Service/Hospitality

**Web site:** [212market.com](http://212market.com) **Phone:** 423.265.1212

**Employees:** 40 **Location:** Chattanooga, TN **BFB Since:** 2009

**NEW**

**Business Highlights:** 212 Market Restaurant cooks a great meal and fires-up bike culture. The restaurant sponsors a local VeloVixens bike team and coordinates with local bike clubs and sports groups to encourage customers to walk and bike. Employees have the convenience of lockers, showers, secure bike parking and are offered the bicycle commuter tax benefit. There are maintenance supplies such as tools, pumps, and tubes available to employees as well as a dedicated bike maintenance person to help with repairs.

**Most Compelling Bike Related Statistic:** The business offers staff a continued health program which includes bike riding and racing. The 38-member staff has collectively lost more than 100 pounds!

**Most Compelling Bike Related Accomplishment:** The restaurant is beginning talks with the city of Chattanooga to install artistic bike parking in the entire downtown area.





BFB  
SILVER



## BEAR VALLEY INN

**Type of Business:** Bed and Breakfast

**Web site:** [bearvinn.com](http://bearvinn.com) **Phone:** 415.663.1777

**Employees:** 1 **Location:** Olema, CA **BFB Since:** 2009

**NEW Business Highlights:** The Bear Valley Inn is a unique lodging business that encourages bicycle travel and is enthusiastic beyond belief about bicycling. Cycle to this bed and breakfast and you'll receive a 15 percent discount! Guests and employees have safe and convenient parking in the bike barn located on-site. There is a bike repair station supplied with tires, tubes, pumps and simple bike tools. The Inn also hosts an energizer station on Bike To Work Day for local cyclists.

**Most Compelling Bike Related Statistic:** It is estimated that about 10 percent of Bear Valley Inn's guests arrive by bicycle.

**Most Compelling Bike Related Accomplishment:** There have been instances at the Bear Valley Inn where bicycling guests have encouraged other non-bicycling guests to ride in on their next visit, and they did! Not only is The Bear Valley Inn encouraging bicycling but so are its guests!

**Benefits of Being a Bicycle Friendly Business:** The inn has a reputation as a bicycle-friendly inn and even folks who aren't guests sometime stop by to talk about bicycles.



BFB  
SILVER

## CAMDEN BICYCLE CENTER

**Type of Business:** Sales/Retail

**Web site:** [camdenbicyclecenter.com](http://camdenbicyclecenter.com) **Phone:** 912.576.9696

**Employees:** 3 **Location:** Saint Marys, GA **BFB Since:** 2009

**NEW Business Highlights:** Camden Bicycle Center has sponsored and worked with local middle and elementary schools to organize the area's first youth triathlon. The shop offers riding information and basic bike maintenance to Boy Scout troops to help them earn merit badges, as well as their annual Jamboree bike ride. They generously donate racks, helmets and their time to many local charities.

**Most Compelling Bike Related Accomplishment:** One of the newest and most exciting adventures for this community-centered shop is the recent city approval of painting the hybrid bicycle sharing path symbols in our local downtown area.







## CITY OF AUSTIN

**Type of Business:** Government

**Web site:** [ci.austin.tx.us](http://ci.austin.tx.us) **Phone:** 512.974.9777

**Employees:** 11,000 **Location:** Austin, TX **BFB Since:** 2009

**NEW Business Highlights:** This city is embracing the bicycle-friendly movement. The City of Austin provides a bike share program to their employees, showers (in most buildings), ample bike parking, bike education programs, maintenance supplies, a bike club, organized rides, a commuter challenge and commuter breakfasts.

**Most Compelling Bike Related Statistic:** The employee bike share program, City Cycle, started in March 2009 and has already logged almost 400 reservations for a total of 1,323 vehicle miles saved. This saved 1,211 pounds of CO2 from being emitted into the air. The bike fleet is also used for in-house free employee Traffic Skills 101.

**Benefits of Being a Bicycle Friendly Business:** City employee morale is high due to the investment in bike classes offered as part of the physical education program. The City has more than 68 percent of employees reporting to be overweight or obese and the PE program, including the bike classes, has offered employees an alternate form of exercise to walking/running for those who are experiencing joint problems. Ninety-eight percent of participants reported better physical health and 95 percent reported that participation in the program had a positive effect on how they viewed the City of Austin as an employer.



## COMMUNITY CYCLES

**Type of Business:** Non-profit

**Web site:** [CommunityCycles.org](http://CommunityCycles.org) **Phone:** 303.775.6214

**Employees:** 2 **Location:** Boulder, CO **BFB Since:** 2008

**Business Highlights:** Community Cycles provides equipment discounts for employees and volunteers, shower facilities, a bike repair station, dedicated bike maintenance person and bike maintenance supplies. Community Cycles has a unique Rolling Bike Clinic that hitches up bike trailers and sets up mobile bike stations in neighborhoods. They offer a youth, adult, and work release Earn-A-Bike program to encourage people to ride a bicycle. Both employees live a car-free lifestyle and commute to work 100 percent of the time.

**Most Compelling Bike Related Accomplishment:** The City of Boulder contracts Community Cycles to organize the city's Walk and Bike month. This year the Walk and Bike to Work Day had more than 7,000 participants. Recently, Community Cycles effectively lobbied city council to approve building plans for a much needed underpass, a crucial part of Boulder's current and future path systems.



## ECOLOGY ACTION

**Type of Business:** Non-profit

**Web site:** [ecoact.org](http://ecoact.org) **Phone:** 831.426.5925

**Employees:** 48 **Location:** Santa Cruz, CA **BFB Since:** 2008

**Business Highlights:** Ecology Action has a carbon reduction program and an environmentally preferable purchasing program that offers employees no-interest loans on bikes and a folding bike rebate. The business encourages employees to ride to work through a financial incentive program and by offering an accommodating company dress code. Twenty percent of employees ride to work more than twice a week. Ecology Action also arranges numerous bike programs for Santa Cruz County ranging from monthly bike safety classes to Bike to Work Day/School activities.

**Most Compelling Bike Related Statistic:** Ecology Action hosted spring and fall Bike to Work/School Day events with more than 9,500 participants who biked more than 55,000 miles – reducing approximately 55,000 pounds of greenhouse gases!

**Most Compelling Bike Related Accomplishment:** Employees who ride to work regularly receive \$25 per month for bike expenses.





## FRANS PAUWELS MEMORIAL COMMUNITY BICYCLE CENTER

**Type of Business:** Non-Profit

**Web site:** [washcobtc.org](http://washcobtc.org) **Phone:** 503.984.1761

**Employees:** 2 **Location:** Aloha, OR **BFB Since:** 2009

**NEW Business Highlights:** The Frans Pauwels Memorial Community Bicycle Center is full of opportunities for community members. In cooperation with the Washington County Bicycle Transportation Coalition, people can earn a membership which provides entitlements like free shop time with access to tools and advice; reduced costs for parts, service, and accessories; and Smart Cycling classes are taught by local LCIs. Employees receive the same opportunities, with an additional incentive of scholarships to League Smart Cycling classes. The center also offers an Earn-a-Bike program whereby a person who wants to earn a bike can do so by trading volunteer time. Weekly community rides are also open to employees and the community.

### **Most Compelling Bike Related Statistic:**

With a core group of 10 volunteers who contribute time and skills throughout the week, this community bike center is able to maintain regular shop hours and repair bikes. Each volunteer rides their bike to work regardless of the weather and traffic conditions. The business also collects donated bicycles which are either refurbished for sale at low cost or responsibly recycled for parts and value of the metal. Their sales average 2.1 bikes per day; higher than many retail stores selling new bikes.



**Most Compelling Bike Related Accomplishment:** The Frans Pauwels Memorial Community Bicycle Center celebrated its first anniversary October 2009. They recently partnered with the Hillsboro (Oregon) Parks & Recreation District to bring Kids Cycling Clinics to more than 500 elementary and middle school kids in their after school programs BLAST and ZONE.

**Benefits of Being a Bicycle Friendly Business:** The Bicycling Center has achieved recognition in the greater Washington County region as THE resource for bicycle education, advocacy and community and has received corporate sponsorship from leading high tech industries and social service, community, faith based and governmental groups and agencies.



## GENERAL MILLS ALBUQUERQUE PLANT

**Type of Business:** Manufacturing/Production

**Web site:** [generalmills.com](http://generalmills.com) **Phone:** 505.897.5576

**Employees:** 185 **Location:** Albuquerque, NM **BFB Since:** 2009

**NEW Business Highlights:** General Mills Albuquerque Plant has a commitment to promote bicycling culture. The plant incorporates the Lifepoints program into its health and wellness agenda, celebrates Bike Month and Bike to Work Day, has on-site showers and lockers, and offers a bike share system for their employees. There is a fleet of 10 company bicycles that employees can check out for use. They can use them to commute or for weekend rides. Some employees check them out for charity rides or for activities like geocaching. During Bike Month, a contest is held for employees who commute to work by bike. Three employees are awarded one of the three company loaner bikes and three new bikes are ushered in as replacement. Everyone who participates in the Bike to Work Week gets some type of prize ranging from jersey's to water bottles and other bike gear. All merchandise is purchase at local bike shops. Additionally, the plant has partnered with the City of Albuquerque to provide bike lockers on site for personnel and company bikes.

**Most Compelling Bike Related Statistic:** More than one-third of the employees participate in at least one local charity ride annually.







## KONA BICYCLES CO.

**Type of Business:** Bike Manufacturer

**Web site:** [konaworld.com](http://konaworld.com) **Phone:** 800.566.2872

**Employees:** 20 **Location:** Ferndale, WA **BFB Since:** 2009

**NEW Business Highlights:** The company that rides together succeeds together. And at Kona, employees have no shortage of chances to ride. There are weekly mountain bike rides, holiday rides, and commuting groups. Top managers set the tone by riding to work and encourage employees to do the same. Kona has an impressive 50 percent of employees riding to work more than twice a week throughout the year. There are on-site showers and lockers, a bicycle repair station, basic maintenance supplies and a dedicated bike maintenance person. There are loaner bikes on site, as well as a loaner car for employee use. Kona Bicycles support, local, state, national and even international bike advocacy through the Kona Africabike Project. Locally, the business attends Greenstreet meetings to help promote bike lanes throughout Bellingham and surrounding areas. They also sponsor regional and national bicycle events to help promote cycling.

**Most Compelling Bike Related Statistic:** Kona has had 100 percent participation the past five years on Bike To Work Day.



## LIBERTY BICYCLES

**Type of Business:** Bike Retail

**Web site:** [libertybikes.com](http://libertybikes.com) **Phone:** 828.274.2453

**Employees:** 18 **Location:** Asheville, NC **BFB Since:** 2009

**NEW Business Highlights:** At Liberty Bicycles it pays to ride your bike to work, literally. Employees are paid \$1 for each direction they ride to and from work. They are provided showers, locker rooms with laundry facilities and a kitchen for cooking food, as well as secure, convenient and covered bike parking, and a bike wash. The store's entrance has a button that opens the door for customers and staff hands-free.

Liberty is involved in advocacy issues like bike parking and increased trails and lanes for commuting, recreation and mountain biking. Bike club members receive a discount on purchases, and trail builders receive biker bucks when they are involved in trail maintenance. The owners sit on several committees such as the Greenways Commission, Healthy Buncombe, the Bike and Pedestrian Task Force, the Metropolitan Planning Organization, the State Bicycle and State Trails Committees, and the National Bicycle Dealers Association's and League of American Bicyclists' board.

**Most Compelling Bike Related Statistic:** One-third of the staff commutes to work at least half the time. There are two individuals who commute by bike almost every day.

**Most Compelling Bike Related Accomplishment:** Liberty Bicycles helped rally more than 75 concerned citizens to attend the city council meeting when the Asheville Bicycle plan was to be passed, all of whom wore their bike helmets. Additionally, the business participated in the National pedestrian and bike counts – Asheville had 51 sites manned by volunteers.

**Benefits of Being a Bicycle Friendly Business:** Customers have always appreciated Liberty's commitment to advocacy and many do business with them because they are involved in working to improve conditions for bicycling. Employees are also healthier and morale is higher when they commute to work.





## MAD DOG CYCLES

**Type of Business:** Bike Retail

**Web site:** maddogcycles.com **Phone:** 801.222.9577

**Employees:** 15 **Location:** Orem, UT **BFB Since:** 2009

**NEW Business Highlights:** Mad Dog Cycles gives incentive to commute by providing the facilities to make that easier. The business has lockers, showers, and secure bike parking on site for their employees who bike to work. They also extend the Bicycle Commuter Benefit to all employees, in hopes to encourage additional bike commuting. Mad Dog Cycles contributes to the local bike advocacy efforts by helping the Utah Bicycle Coalition (UBC) and serving on its Board of Directors – Mad Dog even compensates employees for time serving on UBC. Additional staff members serve on the Orem Transportation Commission.

Mad Dog Cycles also realizes the importance of youth cycling education. There is a League Cycling Instructor on staff who teaches Boy Scouts and Cub Scouts bike safety. Mad also helps teach high school drivers ed classes about safe driving around cyclists and generous incentives for bicycling to work.

**Most Compelling Bike Related Accomplishment:** The business was instrumental in having May designated as bike month for the city of Orem. They were also played a big part in getting the city to hold Bike to Work day festivities for the first time in 2009!

**Benefits of Being a Bicycle Friendly Business:** The company notices less overall stress, improved health, fewer sick days, and overall better morale in correlation with the amount of time employees are on their bikes.



## MEREDITH CORPORATION, DES MOINES, IA

**Type of Business:** Marketing

**Web site:** meredith.com **Phone:** 515.284.2957

**Employees:** 3,200 **Location:** Des Moines, IA **BFB Since:** 2009

**NEW Business Highlights:** At Meredith Corporation, they understand that keeping a healthy balance between your personal and professional life is important – and that includes biking to work. Meredith Corporation's Des Moines office goes the extra mile to encourage bike commuting and overall employee moral and fitness. Meredith employees were motivated to lose 3,200 pounds and record more than 3 million minutes of activity in an eight-week Live Healthy Meredith incentive campaign in 2009. Meredith even offers on-site spin classes. During the summer of 2008 Meredith had an incentive campaign titled MERBRAI – our version of RAGBRAI, the Register's Annual Great Bike Ride Across Iowa. They posted a map of the state and the RAGBRAI route, and employees earned miles on the map for activity minutes recorded and prizes for employees and family members making it across the state within a 12-week period.

**Most Compelling Bike Related Accomplishment:** Employee Jeff Mertz was named the 2007 Bicycle Commuter of the Year in the state of Iowa, and he credits the support of Meredith Corporation to helping him make lifestyle changes resulting in 85 pounds of weight loss – which he has maintained for more than two years. Mertz is now a champion for the employee wellness initiative and is an active member of the local bicycling community.





## MOUNTAIN GEAR

**Type of Business:** Sales/Retail

**Web site:** [mountaingear.com](http://mountaingear.com) **Phone:** 509.242.4545

**Employees:** 75 **Location:** Spokane Valley, WA **BFB Since:** 2009

**NEW Business Highlights:** Mountain Gear offers employees indoor the comfort of bike storage, a maintenance and repair area, and on-site shower and locker facilities. The store also emphasises education and offers Traffic Skills 101, 102 and commuting classes to employees during bike to work week, along with bicycle repair classes, layering and lighting seminars, and a bicycle fit and selection class.

**Most Compelling Bike Related Statistic:** Twenty-two percent of Mountain Gear's staff participated in their bike purchase and free financing program. Also, during National Bike to Work Week Mountain Gear had 48 percent of employees commute by bicycle – an increase of 6 percent from 2008. At an average of 18 miles per commute and 20 miles per gallon estimated average auto efficiency, this is approximately 68 gallons of fuel diverted away from employee gas tanks and turned into a healthy lifestyle!

**Most Compelling Bike Related Accomplishment:** Mountain annually surveys employees to solicit ideas for improving the cycling programs. The business also developed a partnership with local bike shops to provide resources for employees.

"Mountain Gear has found that by encouraging ridership it creates strong co-worker camaraderie that improves employee moral and provides a sense of inclusion and connection in cycling. Making the initial facility investment was critical. Without it, encouraging these programs would not have had the same impact. In the past four years bicycle commuting has grown its way into the fibers of the Mountain Gears employee cultural identity." – Paul Fish, owner



## NATIONAL PARK SERVICE — NATIONAL MALL AND MEMORIAL PARKS

**Type of Business:** Government

**Web site:** [nps.gov/mall](http://nps.gov/mall) **Phone:** 202.438.4391

**Employees:** 335 **Location:** Washington, DC **BFB Since:** 2009

**NEW Business Highlights:** The National Park Service – National Mall and Memorial Parks encourages both its employees and visitors to ride bicycles. They have a full-time bike coordinator and offer bike safety education and maintenance classes to employees and provide them with ample secure bike parking, showers, lockers, a bike repair station equipped with maintenance supplies, a dedicated bike maintenance person, and a bike share program – bicycles are available for staff wanting to bike between work sites and the memorials. Employees are also offered the Bicycle Commuter Benefit if they commute to work by bicycle. Additionally, the National Park Service rangers lead free guided bike tours of the Nation's Capital every Saturday and Sunday from 1:00 p.m. - 4:00 p.m., March through November.

**Most Compelling Bike Related Statistic:** Almost all of the rangers and staff have taken professionally trained on-site bike safety courses, especially beneficial for city biking and those biking to work.







## PALO ALTO BICYCLES

**Type of Business:** Sales/Retail

**Web site:** [paloaltobicycles.com](http://paloaltobicycles.com) **Phone:** 650.328.7411

**Employees:** 18 **Location:** Palo Alto, CA **BFB Since:** 2009

**NEW Business Highlights:** Palo Alto Bicycles incorporates bicycling into its work and community life. They have major Bike to Work Day celebrations; generously support local, state, and national bike advocacy efforts; make the Commuter Tax Benefit available to employee commuters; and have a company fleet of bicycles on-hand for employee use. Additionally, they offer employees showers, bike storage and assistance with mass transit costs – all things that support bicycling and not driving.

**Most Compelling Bike Related Statistic:** More than 85 percent of the staff commute by bicycle at least four days out of a five-day work week.

**Most Compelling Bike Related Accomplishment:** This business is active in the community and a generous supporter of bicycle advocacy. With the help of Palo Alto Bicycles a Freiker program was launched at a local elementary school. For the next four months the schools ranking teetered back and forth from number one to number two in a national school ranking for bike trips!



## PROVIDENCE PORTLAND MEDICAL CENTERS

**Type of Business:** Hospital

**Web site:** [providence.org/ppmc](http://providence.org/ppmc) **Phone:** 503.215.5169

**Employees:** 2,700 **Location:** Portland, OR **BFB Since:** 2009

**NEW Business Highlights:** Providence Portland Medical Center (PPMC) is located along a well connected grid of bike accommodating streets with easy access to bike-friendly bus and commuter train lines. PPMC employees are provided year-round transit passes that encourage combined bike-transit commutes. On campus there are three secure and covered employee bike cages for long term bike storage and 15 public bike racks at building entrances. A monthly E-newsletter is available that chronicles on-campus bike issues, local cycling events, rides, races and social events. The newsletter also provides links to educational material that promotes safe cycling, alternative transportation, and effective land-use planning. PPMC also educates employees with Confident Cycling commuter workshops.

**Most Compelling Bike Related Statistic:** Bike data collected at PPMC has been presented to the City of Portland Department of Transportation and at alternative transportation conferences. For two consecutive years the number of day-shift bike commutes has averaged more than 52 bikes in public racks and employee cages on campus, daily, for the months of June through September.

**Most Compelling Bike Related Accomplishment:** PPMC employees volunteered one night at the Community Cycling Center, a local non-profit that provides refurbished bikes to graduates of their Make a Bike Commuter program. PPMC employees cleaned and repaired bikes that were given away at Christmas. Employees also participated in the organization of a bike collection that provided the Washington County Bicycle Transportation Coalition with more than 100 donated used bikes. Providence remains the title sponsor of the annual Providence Bridge Pedal, one of the largest community cycling events in country.





## RDG PLANNING & DESIGN

**Type of Business:** Design

**Web site:** [rdgusa.com](http://rdgusa.com) **Phone:** 402.449.0816

**Employees:** 169 **Location:** Omaha, NE **BFB Since:** 2009

**NEW Business Highlights:** RDG has a generous in-door bike parking policy where employees are able to bring their bikes into their workspace. The business provides basic maintenance supplies, shower facilities, and yearly educational classes on bicycling – contributing to 3 percent year-round bike commuters and 10 percent in-season commuters. RDG maintains an employee E-newsletter that features a number of bicycle related issues, including route advice and maps. RDG volunteers its time to developing graphics to local bicycle advocacy groups and helped secure foundation funding for Omaha's 20-mile pilot commuter bike network. They work closely with the the Iowa Department of Transportation and the Omaha Public Works department.

**Most Compelling Bike Related Statistic:** RDG, Omaha took first place in its division in the 2008 Bicycle Commute Challenge, and the Des Moines office had more than 50 percent participation on Bike to Work Day.



RDG, Des Moines offered voluntary design work on a Share the Road Bus Wrap for Des Moines Area Regional Transit Authority.



## REI LINCOLN PARK

**Type of Business:** Sales/Retail

**Web site:** [rei.com/lincolnpark](http://rei.com/lincolnpark) **Phone:** 312.951.6020

**Employees:** 60 **Location:** Chicago, IL **BFB Since:** 2008

**NEW Business Highlights:** REI, Lincoln Park is certainly bicycle-friendly. They provide showers, lockers, a bike repair station, maintenance supplies, and information on safe bicycling to its employees. They are generous supporters of the Active Transportation Alliance in Chicago and other local bike advocacy groups. They also offer employee discounts on cycling gear and repairs, which helps their employees commute during all season. Additionally, they offer free cycling safety classes and provide commuting and recreational routes.

To encourage employee participation, they frequently hold cycling contests that are open to all employees and other encouragement activities. Furthermore, groups of employees – sometimes led by management – often get together to ride to work, for recreation and even for long distance rides to other states.

**Most Compelling Bike Related Statistic:** Discussion of biking is encouraged and supported and a large percentage of employees bike to work REI everyday.







## REI NORTHBROOK, IL

**Type of Business:** Retail

**Web site:** rei.com **Phone:** 847.480.1938

**Employees:** 75 **Location:** Northbrook, IL **BFB Since:** 2008

**NEW Business Highlights:** REI, Northbrook provides employees with showers, secure bike parking, in-house bike maintenance tools, prize incentives for commuting, and discounts on bikes and bicycling accessories. The business partners with local nature centers such as forest preserves and the Chicago Park District to host rides for community members. REI, Northbrook reaches out to the community and supports Mayor Daley's Bicycling Ambassadors and Bike to Work Day by providing rest stops in the area. In addition to having a fleet of bikes at the business for employee use, REI, Northbrook has coordinated massive bike donations from local police departments to various community partners that will either fix and use the bikes or donate them to people in need.

**Most Compelling Bike Related Statistic:** Nearly 30 percent of staff commute at least once a week and cumulatively commute more than 1,000 miles every month! Because of this high ridership, the business has won consecutive commuter challenges with other REI locations.

**Most Compelling Bike Related Accomplishment:** Members of the REI, Northbrook staff have formed a bicycle committee to develop programs and promotions to encourage and enable more employees to use bicycles.



## SAN FRANCISCO LANDSCAPES

**Type of Business:** Landscaping

**Web site:** sflandscapes.com **Phone:** 415.585.9137

**Employees:** 5 **Location:** San Francisco, CA **BFB Since:** 2009

**NEW Business Highlights:** San Francisco Landscapes is on the forefront of innovation simply by making the bicycle the primary method of transportation for the business. This landscaping business encourages employees to ride by making it a job requirement! Employees commute to each job site by bike, often hauling equipment and braving the elements. San Francisco Landscapes also makes sure that their employees are safe by holding monthly bike education classes. The company president has served on the board of the San Francisco Bicycle Advisory Committee for ten years and is active with other local advocacy groups. This truly is a Green business!

**Most Compelling Bike Related Statistic:** They boast a 75 percent bike commutership, and 90 percent of their landscape maintenance is done on bike.





## SATURNO DESIGN

**Type of Business:** Design and IT/Software Development

**Web site:** saturnodesign.com **Phone:** 503.478.1830

**Employees:** 14 **Location:** Portland, OR **BFB Since:** 2009

**NEW Business Highlights:** Saturno Design offers employees secure and convenient indoor parking, basic maintenance supplies and repair station, a changing room, local bicycle maps and literature, and the company's intranet is full of bicycling information and links. The company sponsors organized group rides leaving from the office and staffs a dedicated bicycle coordinator. The office location was selected based on proximity to a major bike route.

**Most Compelling Bike Related Statistic:** Seventy percent of employees bicycle to work on a regular basis.

**Most Compelling Bike Related Accomplishment:** The company recently added a new repair station with a full set of tools and bike stand.

**Benefits of Being a Bicycle Friendly Business:** Group rides provide an excellent opportunity for employees to get to know each other and bond. Employees who ride to work are more energetic during the work day.



## SIERRA NEVADA BREWING COMPANY

**Type of Business:** Brewing company

**Web site:** sierranevada.com **Phone:** 530.893.3520

**Employees:** 400 **Location:** Chico, CA **BFB Since:** 2009

**NEW Business Highlights:** The Sierra Nevada Green Machine program allows employees to sign up for 1 of 3 monthly bike pledges. Employees fulfilling their pledges are rewarded with prizes. The business partners with local cycling groups to help promote Bike to Work Week and Day while also sponsoring numerous cycling events, teams and clubs throughout the country. Showers, bike parking, a bike loaner program and discounted gym membership are also available to employees that ride.

**Most Compelling Bike Related Statistic:** Sierra Nevada spends more than \$2,500 in bicycling-related prizes and incentives for its employees every year.

**Benefits of Being a Bicycle Friendly Business:** Sierra Nevada has an extensive wellness program which promotes regular exercise and balanced nutrition as part of a healthy lifestyle. The Green Machine program and cycling advocacy go hand in hand with sustaining the health of their employees. The brewery regularly receives positive feedback from the local community, the general public and its employees on its sustainability initiatives.





## THE HAWLEY COMPANY

"Employee health is better, people enjoy nicer bikes due to the commuting credit they get for riding, and company moral is better. It gives people a common interest to discuss at work that is relevant and positive."

- Derrick Boatwright, manager

## THE HAWLEY COMPANY

**Type of Business:** Distributor

**Web site:** hawleyusa.com **Phone:** 803.359.3492

**Employees:** 60 **Location:** Lexington, SC **BFB Since:** 2009

**NEW Business Highlights:** The Hawley Company endorses a casual, professional atmosphere and allows employees to wear casual and comfortable clothes, which makes it more enticing to ride a bike since suits are not involved. The company provides a bike to work plan that rewards employees who bike to work with credits that can be used towards parts purchases or paid time off. Their program also allows for an earned amount of money to be placed into a health savings account for the individuals use. The money earned is based on the number of miles you commute on bike and at the end of every month is cashed into the accounts. They are also making bike commuting more convenient with a new facility with three individual showers, as well as lockers, for all employees and an additional separate shower in the ladies room for women to have more privacy. Each department has a bike rack for storing bikes during the work day and keep a bike repair station with maintenance supplies in the office for bike repairs. Additionally, the Hawley Company supports local, state and national bike advocacy efforts.

**Most Compelling Bike Related Accomplishment:** The Hawley Company promotes Bike to Work Day not only within the company but within the entire community. They host CEO led and government official led ride, both escorted by local police on bikes. For Bike to Work Day, they also organize a commuter challenge with a rewarding breakfast.



## TOOLE DESIGN GROUP LLC

**Type of Business:** Transportation Planning & Design

**Web site:** tooledesign.com **Phone:** 301.927.1900

**Employees:** 18 **Location:** Hyattsville, MD **BFB Since:** 2009

**NEW Business Highlights:** Walk into Toole Design Group's office and you'll see for yourself their commitment to bicycling. On the wall hangs a highly visible commute calendar where employees are encouraged to sign for each day they bike, walk or use mass transit. Every six months, Toole Design Group recognizes their bicycle commuters with gift cards. The cards hold a dollar amount that coincide with the number of bike commutes. To further encourage employees to bike to work, the business offers indoor secure bike parking, showers, bike maintenance supplies, a bike repair station, a bike club and reimbursements to employees who take local bike safety classes. Additionally, they produce an in-house E-newsletter containing bike safety information and tips. Toole is also an active member of the community in working with local officials to make Hyattsville more bike-friendly.



**Most Compelling Bike Related Accomplishment:** Toole recently had an organized bike ride during a company event in upstate New York. There was 100 percent employee participation.



## UNIVERSITY OF WISCONSIN, MADISON

**Type of Business:** University

**Web site:** [wisc.edu/trans](http://wisc.edu/trans) **Phone:** 608.263.2076

**Employees:** 23,000 **Location:** Madison, WI **BFB Since:** 2009

**NEW Business Highlights:** The University of Wisconsin-Madison provides an individualized bike commuting marketing program, including door-to-door bike routing suggestions. They provide more than 10,000 bicycle rack stalls on campus; coupons for helmets and lights; bike racks on buses; self-service campus bicycle repair facility; air pumps at two additional locations on campus; and multiple paths, lanes, and bike bridges on campus which extend into rest of city. They continue to make bicycle-friendly investments and improvements including: PSAs for safe cycling, a lightway for nighttime riding, organized rides for new students, investments in campus infrastructure to encourage a more bicycle friendly campus, a Smart Trips campaign, and a bicycle survey every other year.

**Most Compelling Bike Related Statistic:** Twenty percent of students and 13 percent of faculty and staff bicycle in good weather. Six percent of students and three percent of faculty and staff bike in inclement weather – including the Wisconsin winters!

**Most Compelling Bike Related Accomplishment:** The university recently completed the Campus Drive Path – a solar powered 10-foot-wide asphalt bicycle path that links the university's agriculture campus to the southeast fringes of Shorewood Hills by way of the VA and UW hospitals.



## ALLING HENNING ASSOCIATES

**Type of Business:** Marketing

**Web site:** [aha.writers.com](http://aha.writers.com) **Phone:** 360.750.1680

**Employees:** 34 **Location:** Vancouver, WA **BFB Since:** 2009

**NEW Business Highlights:** Alling Henning Associates participates in the Cascade Bike Club's May Bke Commute Challenge and in BTA's September Challenge. They set bike commuting goals and measure results throughout the year to help inspire participation. There is an annual maintenance class, showers, lockers and social rides leaving from the workplace.

**Most Compelling Bike Related Accomplishment:** The company recently surveyed employees to determine how the company can help them try bike commuting or bike more often. They did this to establish a baseline and measure progress, as well as determine the most important programs to put in place.

**Most Compelling Bike Related Statistic:** There is more bike parking than car parking at Alling Henning Associates. Total bike parking equals nearly one spot for each employee.



## ARROW BICYCLE

**Type of Business:** Sales/Retail

**Web site:** [arrowbicycle.com](http://arrowbicycle.com) **Phone:** 301.531.9250

**Employees:** 5 **Location:** Hyattsville, MD **BFB Since:** 2009

**NEW Business Highlights:** Arrow Bicycle is a key player in helping make Hyattsville a more bicycle friendly community. The shop is big on advocacy at the local, state and national level. Arrow Bicycle participates in many volunteer efforts including: outfitting injured veterans looking to bicycle for their rehabilitation as part of the Wounded Warrior rides, training participants in the Special Olympics, and routinely offering assistance to volunteers at the nearby Mt. Ranier bike co-op. The store also creates a bicycle-friendly work environment by providing employees with safe and secure bicycle parking, a company fleet of bikes, information on safe cycling, commuter challenges, and breakfasts for commuters.





## AVTECH CORPORATION

**Type of Business:** Manufacturing/Engineering

**Web site:** avtcorp.com **Phone:** 206.695.8165

**Employees:** 240 **Location:** Seattle, WA **BFB Since:** 2009

**NEW Business Highlights:** Avtech Corporation provides secure indoor bike parking, showers, a bike repair station and complementary maintenance supplies. The office is also located near a popular bike trail. The business emphasizes and encourages bicycling as a preferred transportation option in their new carbon reduction program. Bike to Work Month is a major event, rewarding participants with shirts, water bottles, jerseys, seat bags and tool kits.

**Most Compelling Bike Related Statistic:** Nearly 6 percent of the employees bike to work at least twice a week in the summer months.

*"All of my decisions regarding work and housing revolved around my ability to commute by bicycle, and I consider Avtech's proximity to the Burke-Gilman Trail ideal." - Avtech Engineer*



## BLUE CROSS BLUE SHIELD OF MINNESOTA

**Type of Business:** Accounting/Finance/Insurance, Medical/Health

**Web site:** bluecrossmn.com **Phone:** 651.662.6819

**Employees:** 4,100 **Location:** Eagan, MN **BFB Since:** 2009

**NEW Business Highlights:** Blue Cross and Blue Shield of Minnesota is the title sponsor and the largest private sector funder for Minneapolis's bicycle sharing program, set to launch in 2010, with sponsorship to last five years. They have also generously supported the statewide Complete Streets advocacy initiative since 2008 and statewide active community initiatives that address community bikeability and walkability since 2006. Employees enjoy on-site showers and lockers, celebration of Bike to Work Day, and plenty of safe and secure bike parking.

**Most Compelling Bike Related Accomplishment:** In the Spring of 2009, Blue Cross held a bike drive coordinated by their employee volunteer council. Through this bike drive, Blue Cross collected more than 100 bikes. These bikes were donated to local elementary and middle schools.



## BIKE TECH

**Type of Business:** Sales/Retail

**Web site:** biketechcf.com **Phone:** 319.266.5979

**Employees:** 5 **Location:** Cedar Falls, IA **BFB Since:** 2009

**NEW Business Highlights:** Burritos for biking. That's what regular commuters at Bike Tech receive for riding to work. During Bike to Work Week, they also get breakfast and prizes while providing mechanical support for community events. Bike Tech pays annual mountain bike trail fees for all interested employees. In order to encourage other local businesses to promote bicycling, Bike Tech will sell commercial quality bike racks to them at cost.

**Most Compelling Bike Related Accomplishment:** Bike Tech was part of the Cedar Falls Bike Task Force that helped to earn the community Bicycle Friendly status.

**Benefits of Being a Bicycle Friendly Business:** The more the community sees Bike Tech employees biking, the more it encourages them to do the same. Employees are able to offer advice on how to make commuting a part of their life.



## BLUE WHEEL BICYCLES

**Type of Business:** Bike Retail

**Web site:** bluewheel.com **Phone:** 434.977.1870

**Employees:** 4 **Location:** Charlottesville, VA **BFB Since:** 2009

**NEW Business Highlights:** Blue Wheel Bicycles employees and bike club members ride together, participate in local and regional bicycling events, and support local and national bicycles advocacy groups. The company offers on-site showers, maintenance supplies, and a bike repair station. There is ample secure and covered bike parking for employees, and customers have convenient bike parking adjacent to the store entrance.

**Most Compelling Bike Related Statistic:** 100 percent of current staff commutes to work by bicycle.

**Most Compelling Bike Related Accomplishment:** Blue Wheel Bicycles promotes Urban Cross @ 1x IV, a cyclocross race around the grounds of the former Frank 1x & Sons Fabric Mill in downtown Charlottesville.



BFB  
BRONZE

## BROKEN SPOKE

**Type of Business:** Bike Retail

**Web site:** thebrokenspoke.com **Phone:** 319.338.8900

**Employees:** 2 **Location:** Iowa City, IA **BFB Since:** 2009

**NEW**

**Business Highlights:** Step into The Broken Spoke and you'll be reminded that every day is Bike to Work Day. Each Iowa City Bike to Work Week poster is prominently displayed in the shop as a reminder that bicycling to work is the preferred mode of travel. The shop generously supports local bicycling groups, teams, and events; offers cash incentives for bicycle commuters; and hosts weekly group rides and bike education classes. A shower, bike repair station, maintenance supplies and a dedicated bike maintenance person are on-site for employees and guests.

**Most Compelling Bike Related Statistic:** The Broken Spoke loans a bike to any customer who relies on his/her bike for transportation if their bike is being repaired in the shop.



BFB  
BRONZE

## CAPELLA UNIVERSITY

**Type of Business:** Education

**Web site:** capella.edu **Phone:** 612.977.5235

**Employees:** 2,000 **Location:** Minneapolis, MN **BFB Since:** 2009

**NEW**

**Business Highlights:** Capella University offers employees secure and convenient bike parking in their bike storage room, a Cycling Employee Network Group, a commuter incentive program, winter and spring bike commuter seminars, and a bike commuter mentoring program.

**Most Compelling Bike Related Statistic:** The Capella bicycle storage room has a waitlist, and the university is enthusiastically dealing with overflow parking solutions. They will be baselining bicycle commuting statistics in 2010.

**Most Compelling Bike Related Accomplishment:** They hosted their third annual winter bicycling seminar in 2009.



BFB  
BRONZE

## CALIFORNIA GIANT BERRY FARMS

**Type of Business:** Berry grower & distributor

**Web site:** calgiant.com **Phone:** 831.728.1773

**Employees:** 75 **Location:** Watsonville, CA **BFB Since:** 2008

**Business Highlights:** Bikes and berries are the culture of California Giant Berry Farms. Fifteen percent of employees ride to work more than twice a week, bikes are allowed inside the office building and training rides are held twice a week. California Giant Berry Farms offers their employees reduced prices on bike purchases, provides stationary bikes in the office gym, bicycle lockers for secure bike parking, and a commuting mentorship program that teams experienced bicycle commuters with newcomers. Also on site in their Watsonville headquarters are locker rooms, shower facilities and bike maintenance supplies. Additionally, the business sponsors an elite road racing team, a masters team and a cyclocross team.



BFB  
BRONZE

## CARMICHAEL LYNCH

**Type of Business:** Creative/Design, Marketing, Public Relations

**Web site:** carmichaelyllynch.com **Phone:** 612.334.6000

**Employees:** 230 **Location:** Minneapolis, MN **BFB Since:** 2009

**NEW**

**Business Highlights:** Carmichael Lynch supports their employee cycling efforts through their Commuter Bike Support Program which includes a pump, patch kit, reflector light, loaner bike and helmet available at the agency. Each regular commuter is eligible for an end of the summer-quarter drawing for a \$500 gift certificate to Erics Bike Shop. Employees have access to maintenance supplies, showers, and lockers, and they are included in a Guaranteed Ride Home Program.





## CHAINWHEEL

**Type of Business:** Bike Retail

**Web site:** chainwheel.com **Phone:** 501.224.7651

**Employees:** 11 **Location:** North Little Rock, AK **BFB Since:** 2009

**NEW Business Highlights:** Chainwheel's shop is leading the way in advocacy and pushing for better bike facilities and education in its home town of North Little Rock, Ark., and they are also helping the community work towards a Bicycle Friendly Community status. They sponsor Carve a Club for bicycle enthusiasts and host seminars on commuting and maintenance for new riders.

**Most Compelling Bike Related Statistic:** The business consistently has at least 20 percent of their staff commuting to work by bike.

**Benefits of Being a Bicycle Friendly Business:** As in any business, healthy living promotes a healthy atmosphere. With most employees commuting or riding recreationally, their enthusiasm is contagious.



## DREAM RIDE PROJECTS

**Type of Business:** Non-Profit

**Web site:** dreamrideprojects.org **Phone:** 717.397.2503

**Employees:** 3 **Location:** Lancaster, PA **BFB Since:** 2009

**NEW Business Highlights:** Although small in staff, this non-profit is big in influence. Dream Ride Projects created the CYCLE SMART Bicycling Program, which uses League of American Bicyclists Education Materials to educate adults and school-age children. Through this program youth are encouraged to to journal their miles on behalf of their school districts. Dream Ride Projects hopes this pilot program will help establish a baseline number and support the development of school club activities focused on cycling.



## CHAMPAIGN-URBANA MASS TRANSIT

**Type of Business:** Transportation

**Web site:** cumtd.com **Phone:** 217.278.9059

**Employees:** 313 **Location:** Urbana, IL **BFB Since:** 2009

**NEW Business Highlights:** The Champaign-Urbana Mass Transit District (MTD) sponsor workshops raise awareness of bicycling in the community. MTD partners with and supports local Walk and Bike to School activities and is the sponsoring organization for the local Safe Routes to School Program. MTD's buses all have bicycle racks, the administrative facility has showers and lockers, and all facilities have bicycle parking. Bus operators and employees are instructed about rules of the road related to bicycles, and the MTD Web site includes bicycling information in its Going Green section.

**Most Compelling Bike Related Accomplishment:** In October 2009, MTD co-sponsored a Light the Night bike light campaign to install bicycle light sets.



## EASYSTREET ONLINE SERVICES

**Type of Business:** IT/Internet Service Provider

**Web site:** easystreet.com **Phone:** 503.646.8400

**Employees:** 40 **Location:** Beaverton, OR **BFB Since:** 2008

**Business Highlights:** EasyStreet Online Services provides employees with an annual transit pass to allow multi-modal bike commutes for employees. They also provide a company bicycle, showers, indoor bicycle parking for employees and customers, maintenance tools, a repair stand, and spare parts. EasyStreet supports local bike organizations by donating internet access, data center and IT services. Employees are surveyed annually to collect ideas for bicycle-related activities and programs.

**Most Compelling Bike Related Statistic:** Twenty-Seven percent of employees participated in at least one bike-related EasyStreet activity in 2009.

**Most Compelling Bike Related Accomplishment:** EasyStreet hosted six lunch/picnic rides during the summer of 2009 and had 35 total participants, many of whom were not bicycle commuters.



## ENVIROFRIENDLY LAWN CARE

**Type of Business:** Lawn Care

**Web site:** [envirofriendlylawncares.com](http://envirofriendlylawncares.com) **Phone:** 970.590.2235

**Employees:** 2 **Location:** Fort Collins, CO **BFB Since:** 2009

**NEW Business Highlights:** EnviroFriendly Lawn Care is a human powered lawn care company. They offer their employees free lights, patch repair kits, and free tune-ups.

**Most Compelling Bike Related Statistic:** They bicycle 100 percent of the time, never using vehicles in order to get to jobs or to complete jobs.

**Most Compelling Bike Related Accomplishment:** This human powered company is carbon neutral without having to buy any offsets.

**Benefits of Being a Bicycle Friendly Business:** Employees are in great shape, they bike everywhere not just to/from and for work. They are constantly greeted by people on the street who love what they are doing. This is a true green business.



## FEHR & PEERS

**Type of Business:** Engineering

**Web site:** [fehrandpeers.com](http://fehrandpeers.com) **Phone:** 415.348.0300

**Employees:** 230 **Location:** San Francisco, CA **BFB Since:** 2009

**NEW Business Highlights:** Fehr and Peer was one of the first companys in the nation to officially offer the Bicycle Commuter Tax Benefit to its employees because the management, "felt it was the right thing to do." This bicycle-friendly engineering firm provides a bicycle safety webinar for all employees, annual safety and maintenance classes, bike parking, showers and lockers in some locations, a reimbursement for bike helmet purchase, and encourages employees to participates in their commuter challenge. The company also sponsors campaigns like Million Mile May, Bike-to-Work Day and friendly corporate rivalries to see which office can log the most miles.



## ERIK'S BIKE SHOP

**Type of Business:** Bike Retail

**Web site:** [eriks bikeshop.com](http://eriks bikeshop.com) **Phone:** 952.351.8349

**Employees:** 130 **Location:** Bloomington, MN **BFB Since:** 2009

**NEW Business Highlights:** The weekly Erik's Riders Club rides are a way for the company to help promote safe cycling habits to employees and guests. They also work to help educate the communities through working with the Boy Scouts and Girl Scouts of America, hosting health fairs at local corporations, providing support at local cycling events, and offering commuter tips and resources on their Web site. They offer a zero-interest loan for employees to purchase a bike, weekly education classes, and tire and tube recycling.

**Most Compelling Bike Related Statistic:** Twenty-Five percent of employees bike commute to work.



## FLUOR

**Type of Business:** Engineering Construction

**Web site:** [fluor.com](http://fluor.com) **Phone:** 864.281.8697

**Employees:** 2,000 **Location:** Greenville, SC **BFB Since:** 2009

**NEW Business Highlights:** Fluor cyclists head out for lunch rides daily. Fluor has an on-site gym with showers and lockers, spinning classes, bicycle parking, a complete bike maintenance kit, and route-finding support. The bicycle team members receive a 10 percent discount at The Great Escape cycle shop locally, and the team touts a Level 2 USA Cycling Coach. Fluor provides cycle training videos and lunch programs about cycle safety.

**Most Compelling Bike Related Statistic:** Fluor's Cycle Team doubled to 80 members during 2009. Fluor is the first Bicycle Friendly Business in South Carolina.

**Most Compelling Bike Related Accomplishment:** Fluor is the title sponsor for the Wheels for Meals annual charity fundraiser, donating \$25,000 to the Meals on Wheels organization plus an additional \$21,900 raised from pledges in 2009.





## FORT COLLINS VETERINARY EMERGENCY HOSPITAL

**Type of Business:** Medical/Health **Phone:** 970.484.8080  
**Web site:** [veterinaryemergencyhospital.net/](http://veterinaryemergencyhospital.net/)  
**Employees:** 23 **Location:** Fort Collins, CO **BFB Since:** 2009

**NEW Business Highlights:** Fort Collins Veterinary Emergency Hospital offers incentives for employees who bike to work and social events for employees and families centered around biking. The business sponsors Fort Collins Bike to Work Week and provides breakfast stations and a commuter challenge for participants. The veterinary hospital is easy to commute to as it has direct access to bike trails and its adjoining streets have bike lanes. To encourage biking to work the hospital upgraded its facilities with on-site lockers and secure bike parking. They organize rides, sponsor and encourage participation in charity rides, and offer the Bicycle Commuter Tax Benefit. The hospital promotes exercise with discounted gym memberships and management commutes to work by bike!

**Most Compelling Bike Related Statistic:** Holiday parties are designed to be 100 percent bikeable.

**Benefits of Being a Bicycle Friendly Business:** Employees gain extra time to decompress after busy ER shifts by biking home after work.



## GOLDEN BEAR BIKES

**Type of Business:** Sales/Retail  
**Web site:** [goldenbearbikes.com](http://goldenbearbikes.com) **Phone:** 303.469.7273  
**Employees:** 6 **Location:** Broomfield, CO **BFB Since:** 2009

**NEW Business Highlights:** Golden Bear Bikes encourages employees to ride to work by offering showers, lockers and place to store bicycles. Employees receive a bonus of 25 cents per hour for days they ride to work. The business offers a class on general bicycle maintenance and offers a special annual class to educate local boy scouts on bicycle maintenance and safety tips. Golden Bear also collaborates with the Healthy Broomfield Coalition to encourage the City of Broomfield to become a Bicycle Friendly Community. The shop offers customer bike parking and exclusive sales to those who arrive to the store by bike.

**Most Compelling Bike Related Accomplishment:** We believe that our love for cycling gives our shop a unique feel. We look forward to developing more advocacy programs and helping others build a passion for riding.



## GREEN STAR, INC.

**Type of Business:** Non.Profit  
**Web site:** [greenstarinc.org](http://greenstarinc.org) **Phone:** 907.278.7859  
**Employees:** 3 **Location:** Anchorage, AK **BFB Since:** 2009

**NEW Business Highlights:** Green Star provides safe bike parking, loaner helmets, and safety vests and lights – which are crucial in the Alaskan winter. Green Star also has an office bike for meetings and local errands. The company supports local bike advocacy efforts and provides support for Anchorage's Bike to Work Day.

**Most Compelling Bike Related Statistic:** Green Star generated huge participation and momentum around Bike to Work Day. Registration for Bike to Work Day 2009 topped off with 2,334 riders which was a 39 percent increase in registration over 2008.

**Benefits of Being a Bicycle Friendly Business:** The enthusiasm around Bike to Work Day was so great that the company has made the Bike to Work Committee a year round group with bi-monthly meetings. The goal is not to have a one-day celebration but a summer filled with bike activities, especially since Anchorage is covered by snow October through April.



## MARY BLACK FOUNDATION

**Type of Business:** Philanthropy  
**Web site:** [maryblackfoundation.org](http://maryblackfoundation.org) **Phone:** 864.573.9500  
**Employees:** 8 **Location:** Spartanburg, SC **BFB Since:** 2009

**Business Highlights:** The Mary Black Foundation offers employees free and secure bike parking, flexible hours to accommodate commuting, and hosts weekly bike rides. The business promotes Bike To Work Day and Pedal With Your Politician Day.

**Most Compelling Bike Related Statistic:** The foundation is donating \$100,000 annually through 2012 to local Partners for Active Living (PAL). PAL promotes walking, bicycling and physical activity and assisted in Spartanburg gaining its Bronze Bicycle Friendly Community designation in 2007. PAL also runs the Hub Cycle Program, providing free bikes to anyone living in the community; Walk/Bike to School Day; community rides; bike lane projects; and a Junior Cycling Team.

**Most Compelling Bike Related Accomplishment:** The Foundation has contributed \$70,000 to the Spartanburg County Bicycle and Pedestrian Master Plan.



## MEL TROTTER MINISTRIES

**Type of Business:** Non-Profit

**Web site:** [meltrotter.org](http://meltrotter.org) **Phone:** 616.454.8249

**Employees:** 125 **Location:** Grand Rapids, MI **BFB Since:** 2009

**NEW Business Highlights:** Mel Trotter Ministries sponsors a ride to work day each year while also offering maps and route planning, on-site showers, secure parking inside and outside of the building, and free breakfast and beverages for those who bike commute to work.

**Most Compelling Bike Related Statistic:** Each member of the food service department has biked into work, some from as far away as 19 miles.

**Most Compelling Bike Related Accomplishment:** The organization recently updated their locker room and has begun to offer free toiletries and shampoo for commuters.

**Benefits of Being a Bicycle Friendly Business:** Everyone is becoming more aware of the benefits of cycling, especially with gas prices and car insurance costs. The in-house green team keeps employees informed!



## NATIONAL GEOGRAPHIC SOCIETY

**Type of Business:** Non-Profit

**Web site:** [nationalgeographic.com](http://nationalgeographic.com) **Phone:** 202.857.7268

**Employees:** 1,600 **Location:** Washington, DC **BFB Since:** 2009

**NEW Business Highlights:** The National Geographic Society promotes physical fitness as part of the work/life balance and provides several amenities for cyclists. The company provides complimentary, secure bike parking in their underground garage; shower and locker facilities; and participates in the Guaranteed Ride Home program. There is compressed air free of charge for bikers, and several bike repair kits/racks are available at all times for employee use. There is always information on the NG intranet about biking to work, and bike trail/route information are both online and in print in the cafeteria. Additionally, bike education classes are available through the Washington Area Bicyclist Association for all employees. Finally, during the month of May the Society provides a series of three bicycle safety and repair classes. On Bike to Work Day, commuters are greeted with cheers, breakfast, and raffle prizes.



## MR. MICHAEL RECYCLES BICYCLES

**Type of Business:** Transportation

**Web site:** [www.mmrystore.com](http://www.mmrystore.com) **Phone:** 651.641.1037

**Employees:** 3 **Location:** St. Paul, MN **BFB Since:** 2009

**NEW Business Highlights:** Mr. Michael Recycles Bicycles collects bicycles that people no longer want, fixes them, and gives them to people in need. Many who receive the bicycles are residents of sober housing, low-income, or homeless. The organization provides Share the Road materials to bicycle recipients and partnered with the city to have bicycle racks installed in front of the store.

**Most Compelling Bike Related Statistic:** The majority of Mr. Michael's volunteers, ranging in age from 10 to 60+, ride their bike to the shop. They have given away 370 bicycles since January 2009 and gave away 531 bicycles in 2008.

**Most Compelling Bike Related Accomplishment:** One social worker who has received several bicycles for homeless clients, reported that each bicycle recipient has been able to get a job due to having reliable transportation.



## PARKERSBURG BICYCLE

**Type of Business:** Sales/Retail

**Web site:** [parkersburgbike.com](http://parkersburgbike.com) **Phone:** 304.485.2453

**Employees:** 3 **Location:** Parkersburg, WV **BFB Since:** 2009

**NEW Business Highlights:** Parkersburg Bicycles offers employees secure parking facilities and generously supports local, state, and national bike advocacy. They recently hosted a community costume ride and reception for the Mid-Ohio Bicycle Council, government officials, bike club members and the general public attended. Bike safety and maintenance classes are offered to the community.

**Most Compelling Bike Related Statistic:** Two customers have said they are inspired by Parkersburg employee commuting efforts and have made the commitment to commute themselves.

**Benefits of Being a Bicycle Friendly Business:** Being selected as the first bicycle friendly business in the state has brought attention to the business and their advocacy work. They have spread the word about the award and are encouraging other businesses to apply, growing the bicycle friendliness of Parkersburg, W.V.





## PROVIDENCE ST. PETER HOSPITAL

**Type of Business:** Medical/Health

**Web site:** [swsa.wa.providence.org/psph/](http://swsa.wa.providence.org/psph/) **Phone:** 360.493.7059

**Employees:** 2,400 **Location:** Olympia, WA **BFB Since:** 2009

**NEW**

**Business Highlights:** Providence St. Peter Hospital is invested in making their community healthier and a big part of their investment is encouraging bicycling in the workplace for employees and visitors. There is ample secure and covered bike parking, showers, Capital Bike Club membership, and free lattes for commuter month. There is always time committed during the New Employee Organization to promote cycling so that all incoming employees know the hospital is serious about maintaining one's health and the environment through bicycling.

**Benefits of Being a Bicycle Friendly Business:** The health benefits and reduced parking are the biggest benefits to bike commuting, not to mention a smaller carbon footprint. They are working to reduce the vehicle miles driven to and from the hospital. Being a BFB provides a positive image for the hospital in the community and helps attract and retain cycling oriented staff (including physicians).



## ROANOAKE VALLEY-ALLEGHANY REGIONAL COMMISSION (RVARC)

**Type of Business:** Regional Planning Comm.

**Web site:** [rvarc.org](http://rvarc.org) **Phone:** 540.343.4417

**Employees:** 12 **Location:** Roanoke, VA **BFB Since:** 2008

**Business Highlights:** The RVARC provides showers, changing rooms, bicycle maintenance supplies, incentives during Bike to Work Day, and a flexible work schedule to encourage employees to ride their bicycles. Thirty percent of the staff bike to work more than twice a week. There is bike parking directly outside of the building and employees are allowed to store their bikes inside. The business organizes the RIDE Solutions program, an alternative transportation program ([www.ridesolutions.org](http://www.ridesolutions.org)) and a bicycle rack donation program. They have also developed an online bicycle commuting guide for the Roanoke Valley, an interactive bicycle map, the Downtown Roanoke Bicycle Parking Location Map, the Greenway Map, and have updated and reprinted 10,000 additional copies of the Bus, Bike, Hike Roanoke Valley Map.



## RINGS & THINGS

**Type of Business:** Wholesale

**Web site:** [rings-things.com](http://rings-things.com) **Phone:** 509.252.2900

**Employees:** 77 **Location:** Spokane, WA **BFB Since:** 2009

**NEW**

**Business Highlights:** At Rings & Things bicycle commuting is made easy. There are lockers, showers, washer/dryer, monthly prize drawings for commute alternative users, quarterly events (Ice Cream or Pizza Parties) for bicyclists, free tire patch kits, casual dress code, flexible scheduling, and a generous telecommuting policy.

"Being a Bicycle Friendly Business has improved morale in the workplace. Employees feel as though they are part of something bigger when they don't bring their cars. Our bike riding employees feel good about themselves and about what the company is doing to help the environment and improve the community."

- Selina Shehan, Graphic Designer



## RODALE

**Type of Business:** Media/Publishing

**Web site:** [RodaleInc.com](http://RodaleInc.com) **Phone:** 610.967.5171

**Employees:** 880 **Location:** Emmaus, PA **BFB Since:** 2009

**NEW**

**Business Highlights:** Rodale is a global media company that publishes both *Bicycling* and *Mountain Bike* magazines. Rodale offers its employees free secure bike parking, a fleet of bicycles, convenient bike parking, as well as a shower and locker room facility. The company also sponsors a cycling night at the Valley Preferred Velodrome in Trexlertown, Pa., and Rodale Events have provided many cycling events/races with sponsorship revenue.

**Most Compelling Bike Related Statistic:** Rodale's BikeTown USA program has delivered more than 3,000 bikes to residents of 19 states who won essay contests asking why they deserved a free bike. They provide winners with the tools to get started and then inspire them to become lifelong cyclists.





## RPM TRANSPORTATION CONSULTANTS, LLC

**Type of Business:** Engineering

**Web site:** rpmtraffic.net **Phone:** 615.370.8410

**Employees:** 11 **Location:** Brentwood, TN **BFB Since:** 2009

**NEW Business Highlights:** RPM Transportation Consultants is big on bike safety and education. The business holds safe riding training sessions for staff and partners with state and regional officials to improve bicycle safety by enhancing crash reporting of bicycle/pedestrian accidents. RPM employees are active in local area bicycle/pedestrian advocacy organizations.

**Most Compelling Bike Related Statistic:** Forty percent of staff regularly commute by bike and average 2,000 miles annually.

**Most Compelling Bike Related Accomplishment:** RPM has participated, sponsored and provided leadership and volunteer support for the Tour de Nash, an annual urban area bicycle ride in Nashville, Tenn. meant to showcase area bikeways.

## SCHREIBER ANDERSON ASSOCIATES



## SCHREIBER ANDERSON ASSOCIATES

**Type of Business:** Landscape Architecture

**Web site:** saa.madison.com/ **Phone:** 608.225.0800

**Employees:** 24 **Location:** Madison, WI **BFB Since:** 2009

**NEW Business Highlights:** All Schreiber Anderson Associates (SAA) employees own a bicycle with about 10 percent riding to work regularly year round and 25 percent riding regularly during good weather — and why wouldn't they? SAA employees have convenient bike parking, showers, and are reimbursed through the Bicycle Commuter Benefit.

**Most Compelling Bike Related Statistic:** Seventeen of 24 employees participated in Bike to Work Week 2008. Previous years show similar numbers, SAA won a citywide award in 2006 for highest percentage of participation according to Bicycle Federation of Wisconsin's Effort Index.



## SANTA CRUZ SEASIDE COMPANY

**Type of Business:** Amusement Park

**Web site:** beachboardwalk.com **Phone:** 831.423.5590

**Employees:** 170 **Location:** Santa Cruz, CA **BFB Since:** 2008

**NEW Business Highlights:** Seaside Company provides free breakfast to all employees who bicycle to work on Bike to Work Day and offers a prize drawing of product give-aways. The business encourages bicycling by providing secure bike lockers, bike racks, showers, changing rooms, and incentives such as zero interest loans for a bike purchase. Employees also have access to the Emergency Ride Home service when needed. Bikes are available for maintenance, security, and parking employees to use on the job for more convenient rapid transit. Seaside promotes safe bicycling through their new employee orientation and newsletter and distributes bike maps to staff. Seaside Company is also a sponsor of the Amgen Tour of California and many other local tours.

**Most Compelling Bike Related Statistic:** A quarter of Seaside Company's full time employees bike to work during good weather.



## SPIN DOCTOR CYCLEWERKS

**Type of Business:** Sales/Retail

**Web site:** spindoctorcyclewerks.com **Phone:** 630.289.7360

**Employees:** 7 **Location:** Bartlett, IL **BFB Since:** 2009

**NEW Business Highlights:** Spin Doctor Cyclewerks gives back time and money to their community to help make it more bicycle-friendly. The shop coordinates local events with the Active Transportation Alliance, works with the Village, DuPage County, Forest Preserve District, and local advocacy groups to build new multi use trails, while also donating a portion of their Club fees to support the League of Illinois Bicyclists and Bikes Belong. Employees are instructed on safe riding habits and have a guaranteed ride home in case of emergency.





## TRAVEL PORTLAND

**Type of Business:** Non-Profit

**Web site:** [travelportland.com](http://travelportland.com) **Phone:** 503.275.9777

**Employees:** 49 **Location:** Portland, OR **BFB Since:** 2009

**NEW Business Highlights:** Employees of Travel Portland have the option of bringing bikes into their office for parking, using the covered parking garage, or parking them on the sidewalk. The business participates in an annual Bike Commute Challenge and participating staff receive prizes and incentives. Showers and lockers are available on-site. There is a mentorship program and a strong support of local and regional advocacy groups.

**Most Compelling Bike Related Statistic:** Ten riders (20 percent of staff) participated in the 2009 Bicycle Commute Challenge, riding 1,007 miles with an average commute rate of 71.37 percent (commute rate equals number of trips by bike out of potential trips).

**Most Compelling Bike Related Accomplishment:** Due to company efforts, employees are now allowed to bring bikes up to their offices via the freight elevator.



## U.S. OPEN CYCLING FOUNDATION

**Type of Business:** Children's Health Found.

**Web site:** [usopencycling.org](http://usopencycling.org) **Phone:** 401.521.0015

**Employees:** 2 **Location:** Providence, RI **BFB Since:** 2009

**NEW Business Highlights:** U.S. Open Cycling Foundation reaches more than 5,200 youth in their 21 Cycle-for-Health programs delivered in Rhode Island elementary schools in just this past spring alone. They have full summer programs working to help disadvantaged youth incorporate cycling and greenways stewardship into their activities of daily living. Through their Rhode Island bike path support stations, they have engaged more than 20,000 riders with bike safety tips throughout the past two summers.

**Most Compelling Bike Related Statistic:** Employees and volunteers have collectively bicycled 900+ days to work in last 12 months!

**Most Compelling Bike Related Accomplishment:** The Foundation reaches thousands of people with their Cycle-for-Health programs and has more than 80 in-school and workplace Cycle-for-Health programs planned for 2010.



## URBAN ADVENTOURS

**Type of Business:** Tour Company

**Web site:** [urbanadventours.com](http://urbanadventours.com) **Phone:** 617.670.0637

**Employees:** 10 **Location:** Boston, MA **BFB Since:** 2008

**NEW Business Highlights:** Urban AdvenTours encourages thousands of people to ride bikes in Boston and educate many visitors who are first time urban cyclists how to successfully and safely navigate the city.

**Most Compelling Bike Related Statistic:** Eighty percent of Urban AdvenTours staff bike to work. The business received bike racks from the city of Boston to place in front of their shop for staff and community use.

**Most Compelling Bike Related Accomplishment:** A big accomplishment was gaining bike racks after a year of permitting and proposals with the city. The racks now serve both community and employee use.



## USAA

**Type of Business:** Financial Services

**Web site:** [usaa.com](http://usaa.com) **Phone:** 210.456.2026

**Employees:** 22,000 **Location:** San Antonio, TX **BFB Since:** 2009

**NEW Business Highlights:** The USAA 3,000,000 Mile Commuter Challenge began January 1, 2009 to promote the use of alternative commute methods in the greater San Antonio region. USAA participates in the NuRide program which awards participants with gift cards for biking, walking, and using public transportation. The company supports an Emergency Ride Home program, weekend and evening training rides, an internal bicycle team with 275 members, and monthly educational classes on bicycling. Employees are also reimbursed \$400 each year for bike related equipment.

**Most Compelling Bike Related Accomplishment:** There is a web page on the USAA corporate intranet for the USAA Cycling Team that provides assistance to bicycle commuters, communicates with riders and lists upcoming rides/events.

## VELOCITY CAFE &amp; CYCLERY

## VELOCITY CAFE &amp; CYCLERY

**Type of Business:** Food Service/Sales/Retail**Web site:** [velocitycafeandcyclery.com](http://velocitycafeandcyclery.com) **Phone:** 314.361.RIDE**Employees:** 13 **Location:** St. Louis, MO **BFB Since:** 2009

**NEW Business Highlights:** Customers and employees of Velocity may use indoor or outdoor secure bike parking. Free bike repair classes are held for both customer and employees and Velocity supports Team Revolution (a women's bicycling group) by sponsoring rides and events, offering discounts and special classes. Customers who bike to Velocity's Sunday brunch get \$2 off the cost. Employees have access to bike repair equipment and a mechanic. The company enrolls all employees in a Guaranteed Ride Home program.

**Most Compelling Bike Related Statistic:** Eighty-five percent of employees commute by bicycle regularly. For 46 percent of the employees, bicycling or public transportation is their only form of transportation.

**Most Compelling Bike Related Accomplishment:** Velocity continues to hire bicycle commuters and is in the process of developing bicycle delivered catered meals to local universities and businesses.

WASHINGTON BIKE LAW/  
ANDERTON LAW OFFICE**Type of Business:** Law Office**Web site:** [washingtonbikelaw.com](http://washingtonbikelaw.com) **Phone:** 206.262.9290**Employees:** 2 **Location:** Seattle, WA **BFB Since:** 2009

**NEW Business Highlights:** Anderton Law Office/Washington Bike Law has sponsored a Seattle community event called Crank it Up for three years in a row. This past year, it involved bike decorations, a bike ride, and bands in which the next mayor of Seattle participated. This law office also donates hundreds of helmets and horns to the local bicycling community and generously supports Bike Works, a local organization that promotes bicycling for kids. Employees are provided with the Bicycle Commuter Tax Benefit, secure indoor bike parking, maintenance supplies, and office loaner bikes for local errands.

**Most Compelling Bike Related Statistic:** Both employees commute daily.



## WHATCOM COUNCIL OF GOVERNMENTS

**Type of Business:** Government Council**Web site:** [wcog.org](http://wcog.org) **Phone:** 360.676.6974**Employees:** 12 **Location:** Bellingham, WA **BFB Since:** 2008

**Business Highlights:** The WCOG provides covered bicycle parking for staff and guests. There are two LCI's on staff who are able to assist employees with bicycle related questions. Employees who log their Smart Trips receive incentive gifts after every 100 trips.

**Most Compelling Bike Related Statistic:** Six of the 12 WCOG employees logged more than 1,000 bicycle trips to work, for errands or for leisure in 2009. This amounts to more than 5,000 miles.

**Most Compelling Bike Related Accomplishment:** Staff in the everybodyBIKE program educated more than 16,000 local residents about bicycle safety through classes, bike rodeos, community events and school assemblies.

**Benefits of Being a Bicycle Friendly Business:** The WCOG supports and encourages employees who wish to bike or bus to meetings and other work related events and provides covered bike parking.



## WORLD BANK GROUP

**Type of Business:** International Financial Inst.**Web site:** [worldbank.org](http://worldbank.org) **Phone:** 202.473.4418**Employees:** 8,500 **Location:** Washington, DC **BFB Since:** 2009

**NEW Business Highlights:** In 2008, the World Bank promoted Bike to Work Day by encouraging riders to register with the Washington Area Bicycle Association. There were two bike maintenance clinics covering both basic and advanced topics. A prize raffle was held with various bike-related prizes. The week prior to the event, maps and other information were distributed to bike commuters and perspective bike commuters.

**Most Compelling Bike Related Statistic:** Five percent of World Bank employees commute to work two or more times per week.

**Benefits of Being a Bicycle Friendly Business:** The World Bank, as the third largest employer in the D.C. metro area, recognizes its duty to reduce the number of vehicles on the road to improve environmental conditions and public health.






**planet bike®**

**What if every bike rack looked like this?**

At Planet Bike, we dream about the day when all cities and towns are safer and more convenient places for cyclists. Because we believe in the potential of the bicycle to improve the health of individuals, communities and the planet, we donate 25% of our profits to organizations that promote bicycle use.


**25% mission**

better bicycle products for a **better** world.



**GENERAL MILLS**  
**ALBUQUERQUE PLANT**

SILVER BICYCLE FRIENDLY  
BUSINESS SINCE 2009



The General Mills  
Albuquerque Plant Congratulates  
all New Bicycle Friendly  
America Awardees!

# iron Donkey™

## BICYCLE TOURING

more than one good turn....

# WWW.IRONDONKEY.COM

**FREEWHEELING**  
Adventures

*Extraordinary Active Holidays*

Bicycle, Sea-Kayak & Multisport  
Nova Scotia in 2010!

Canada, Iceland, Europe,  
Small Groups or  
Self-Guided

1-800-672-0775  
www.freewheeling.ca

*Celebrating our 23<sup>rd</sup> Year*

*"This was my best vacation after more than 20 bicycle tours"*

**7-day tours from \$999**  
Including hotels, food & SAG

BEAUTIFUL TRIPS THROUGH

- Mississippi's Natchez Trace
- Florida Keys
- Canada's Prince Edward Island
- Martha's Vineyard/Cape Cod
- North Carolina Outer Banks

*Come join us!*

**VACATION BICYCLING**  
800-490-2173  
www.vacationbicycling.com

**Alaska Bicycle Tours**

Klondike Canoe & Bike • Inside Passage  
Golden Circle • Canol Road  
*The Best of Alaska and Northwest Canada*

Fully supported tours with local guides.  
Road and mountain bike tours.  
Visit our website for detailed itineraries & tour dates.

Sockeye Cycle Co. (907) 766-2869  
Toll-free: 1-877-292-4154 • www.cyclealaska.com • E-mail: sockeye@cyclealaska.com

**Carolina Tailwinds**

www.CarolinaTailwinds.com  
888.251.3206

*Inn to Inn  
Bicycle Vacations  
in the Eastern U.S.*

NC Outer Banks	SC Lowcountry	NC Wine Country
Chesapeake Bay	Skyline Drive	NY Finger Lakes
Shenandoah Valley	Blue Ridge Parkway	

*Easy tours for casual riders and challenging tours for avid riders.*





# Join the fun in the Great Ohio Bicycle Adventure!

June 19-26, 2010  
GOBA's 22nd Annual ride across Ohio!

3,000 People,  
7 Days & Nites in June,  
350 Miles

It all adds up to the biggest and best bicycle tour in the East!

**GOBA-22: Not your grandmother's quilt trip!**

**Register Now!**

614-273-0811  
[www.goba.com](http://www.goba.com)

Presented by



Columbus Outdoor Pursuits

Sponsored by



EXPLORE.  
ENGAGE.  
INDULGE.

Distinctive weekend & week-long bicycle tours featuring the best Maine, Canada, & New Zealand.

GET YOUR FREE CATALOG: 1-866-857-9544 | [www.summerfeet.net](http://www.summerfeet.net)

## CLASSIC ADVENTURES

DISTINCTIVE BICYCLING VACATIONS SINCE 1979

<b>NORTH AMERICA</b> N.Y. ERIE CANAL N.Y. FINGER LAKES VERMONT HISTORIC QUEBEC TEXAS HILL COUNTRY NATCHEZ TRACE - MS		<b>EUROPE</b> GREECE - CLASSICAL ISLAND OF CRETE - ZORBA EXTREME CRETE FRANCE - LOIRE GERMANY AUSTRIA
--	--	---

FULL VAN SUPPORT • EXPERT GUIDES • SPECTACULAR RIDES • FINE DINING & LODGING • FAMILY OWNED & OPERATED

REQUEST OUR FREE 2010 CATALOG BY VISITING OUR WEBSITE AT [WWW.CLASSICADVENTURES.COM](http://WWW.CLASSICADVENTURES.COM) OR CALL (800) 777-8090

The 49th annual Tour of the Scioto River Valley

# TOSRV

AMERICA'S BICYCLE TOURING CLASSIC

- MAY 8-9, 2010 ■ 210/105 MILES
- COLUMBUS/PORTSMOUTH, OHIO
- 3000 RIDERS ■ FULL SERVICE

[www.tosrv.org](http://www.tosrv.org)

# INDEX

Bicycling is great for everyone involved — communities, businesses and people. It promotes active lifestyles, reduces traffic congestion and improves air quality; but most importantly, it's fun! States, communities and businesses of all sizes are finding exciting ways to build bicycling into their plans. Use this index to inspire your state or similarly-sized town or place of employment, and help us build a bicycle friendly America! For more information on a particular community or business, contact the person listed in their section.



## BICYCLE FRIENDLY STATES

Washington (Silver) .....	6
Wisconsin (Silver) .....	6
Arizona (Bronze) .....	7
Minnesota (Bronze) .....	7



## BICYCLE FRIENDLY COMMUNITIES

### POPULATION: UP TO 49,999

Presidio of San Francisco, CA (Silver) 3,000 .....	27
Breckenridge, CO (Silver) 3,493 .....	22
Vail, CO (Bronze) 4,806 .....	52
Calistoga, CA (Bronze) 5,300 .....	35
Liberty Lake, WA (Bronze) 7,270 .....	42
Port Townsend, WA (Bronze) 8,334 .....	45
Jackson and Teton County, WY (Gold) 8,647 .....	16
Sitka, AK (Bronze) 8,883 .....	49
Sonoma, CA (Bronze) 9,128 .....	49
Steamboat Springs, CO (Silver) 9,815 .....	29
South Sioux City, NE (Bronze) 11,925 .....	50
Wood River Valley, ID (Silver) 12,506 .....	30
Stanford University, CA (Gold) 13,315 .....	18
Traverse City, MI (Bronze) 14,532 .....	51
Durango, CO (Silver) 15,878 .....	24
Arcata, CA (Bronze) 16,651 .....	32
Oxford, MS (Bronze) 16,727 .....	45
Carrboro, NC (Bronze) 17,797 .....	35
Ashland, OR (Bronze) 19,522 .....	32
Bainbridge Island, WA (Bronze) 20,300 .....	33
Park City, UT (Bronze) 20,620 .....	45
Brunswick, ME (Bronze) 21,820 .....	34
South Lake Tahoe, CA (Bronze) 23,609 .....	49
Cedar Falls, IA (Bronze) 36,145 .....	36
Claremont, CA (Bronze) 36,612 .....	37
Burlington, VT (Bronze) 38,889 .....	35
Spartanburg, SC (Bronze) 39,487 .....	50
Brentwood, CA (Bronze) 40,007 .....	34
Charlottesville, VA (Bronze) 40,315 .....	37
Coeur d'Alene, ID (Bronze) 41,983 .....	38
San Luis Obispo, CA (Silver) 44,174 .....	27
Olympia, WA (Silver) 44,460 .....	26
Redmond, WA (Bronze) 49,890 .....	46



## BICYCLE FRIENDLY COMMUNITIES

### POPULATION: 50,000 – 199,999

La Crosse, WI (Bronze) 51,818 .....	41
Auburn, AL (Bronze) 52,205 .....	32
Corvallis, OR (Gold) 53,165 .....	14
Santa Cruz, CA (Silver) 54,593 .....	28
Greenville, SC (Bronze) 56,002 .....	40
Palo Alto, CA (Gold) 56,862 .....	17
Missoula, MT (Silver) 57,053 .....	26
Flagstaff, AZ (Bronze) 57,391 .....	39
Shawnee, KS (Bronze) 57,628 .....	48
North Little Rock, AR (Bronze) 60,433 .....	44
Davis, CA (Platinum) 63,722 .....	10
Folsom, CA (Silver) 63,960 .....	24
Iowa City, IA (Bronze) 65,219 .....	40
Bloomington, IN (Bronze) 69,107 .....	34
Carmel, IN (Bronze) 70,000 .....	35
Mountain View, CA (Bronze) 70,708 .....	43
Schaumburg, IL (Bronze) 73,346 .....	48
Bellingham, WA (Silver) 73,460 .....	21
Chico, CA (Bronze) 79,000 .....	37
Beaverton, OR (Bronze) 79,350 .....	33
Bend, OR (Silver) 80,995 .....	21
Boca Raton, FL (Bronze) 83,960 .....	34
Longmont, CO (Bronze) 84,636 .....	42
Roswell, GA (Bronze) 85,920 .....	46
Santa Barbara, CA (Silver) 87,370 .....	28
Santa Monica, CA (Bronze) 87,400 .....	48
Lawrence, KS (Bronze) 88,664 .....	41
Billings, MT (Bronze) 100,147 .....	33
Boulder, CO (Platinum) 101,500 .....	8
Arvada, CO (Bronze) 107,050 .....	32
Roseville, CA (Bronze) 109,154 .....	46
Ann Arbor, MI (Silver) 114,028 .....	19
Columbia, SC (Bronze) 116,278 .....	38
Gainesville, FL (Silver) 117,182 .....	25
Fort Collins, CO (Gold) 118,652 .....	15
Cary, NC (Bronze) 119,745 .....	36
Thousand Oaks, CA (Bronze) 127,644 .....	51
Naperville, IL (Bronze) 128,358 .....	43
Sunnyvale, CA (Bronze) 131,760 .....	51
Alexandria, VA (Bronze) 140,024 .....	31
Eugene, OR (Gold) 142,681 .....	14
Lakewood, CO (Bronze) 146,000 .....	41
Salem, OR (Bronze) 152,239 .....	47
Sioux Falls, SD (Bronze) 154,000 .....	49
Chattanooga, TN (Bronze) 155,554 .....	37
Vancouver, WA (Bronze) 156,600 .....	52
Tempe, AZ (Silver) 160,676 .....	30
Oceanside, CA (Bronze) 174,925 .....	44
Santa Clarita, CA (Bronze) 175,314 .....	48
Tallahassee, FL (Bronze) 176,336 .....	51

Salt Lake City, UT (Bronze) 181,743 .....	47
Irvine, CA (Bronze) 186,220 .....	40
Gilbert, AZ (Bronze) 196,000 .....	39



## BICYCLE FRIENDLY COMMUNITIES

### POPULATION: 200,000 - 999,999

Arlington, VA (Silver) 200,226 .....	20
Orlando, FL (Bronze) 205,648 .....	44
Madison, WI (Gold) 221,551 .....	16
Scottsdale, AZ (Silver) 221,792 .....	29
Lexington-Fayette County, KY (Bronze) 246,800 .....	41
St. Petersburg, FL (Bronze) 249,090 .....	50
Chandler, AZ (Bronze) 252,257 .....	36
Greensboro, NC (Bronze) 258,671 .....	39
Anchorage, AK (Bronze) 284,994 .....	31
Riverside, CA (Bronze) 311,575 .....	46
St. Louis, MO (Bronze) 350,759 .....	50
Colorado Springs, CO (Silver) 360,890 .....	23
Minneapolis, MN (Silver) 373,188 .....	25
Tulsa, OK (Bronze) 384,037 .....	52
Ada County, ID (Bronze) 395,974 .....	31
Baton Rouge, LA (Bronze) 428,360 .....	33
Mesa, AZ (Bronze) 437,454 .....	43
Albuquerque, NM (Bronze) 448,607 .....	31
Sacramento, CA (Bronze) 457,514 .....	47
Long Beach CA (Bronze) 466,520 .....	42
Tucson & East Pima Region, AZ (Gold) 512,023 .....	19
Portland, OR (Platinum) 533,492 .....	12
Washington, DC (Bronze) 553,523 .....	52
Milwaukee, WI (Bronze) 554,965 .....	43
Seattle, WA (Gold) 563,374 .....	18
Denver, CO (Bronze) 598,707 .....	39
Charlotte, NC (Bronze) 648,387 .....	36
Austin, TX (Silver) 681,804 .....	20
Grand Rapids, MI (Bronze) 688,937 .....	39
Louisville, KY (Bronze) 700,030 .....	42
San Francisco, CA (Gold) 739,426 .....	17
Columbus, OH (Bronze) 748,000 .....	38
Indianapolis & Marion County, IN (Bronze) 872,842 .....	40
San Jose, CA (Bronze) 912,332 .....	47

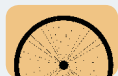


## BICYCLE FRIENDLY COMMUNITIES

### POPULATION: 1,000,000+

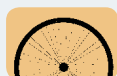
Philadelphia, PA (Bronze) 1,454,382 .....	45
Chicago, IL (Silver) 2,896,016 .....	22
New York, NY (Bronze) 8,143,197 .....	44
Columbia, MO (Silver) 96,093 .....	38





## BICYCLE FRIENDLY BUSINESSES (2-50 EMPLOYEES)

Bear Valley Inn (Silver) 1.....	61
Broken Spoke (Bronze) 2 .....	74
Community Cycles (Silver) 2.....	62
EnviroFriendly Lawn Care (Bronze) 2.....	76
Frans Pauwels Memorial Community.....	63
Bicycle Center (Silver) 2 .....	
U.S. Open Cycling Foundation (Bronze) 2.....	81
Washington Bike Law/Anderton Law Office (Bronze) 2.....	82
Camden Bicycle Center (Silver) 3.....	61
Dream Ride Projects (Bronze) 3.....	75
Green Star Inc. (Bronze) 3 .....	77
Mr. Michael Recycles Bicycles (Bronze) 3 .....	78
Parkersburg Bicycle (Bronze) 3 .....	78
Blue Wheel Bicycles (Bronze) 4 .....	73
CatEye North America (Gold) 4 .....	57
Arrow Bicycle (Bronze) 5 .....	72
Bike Tech (Bronze) 5 .....	73
San Francisco Landscapes (Silver) 5.....	69
Golden Bear Bikes (Bronze) 6 .....	77
Spin Doctor Cyclewerks (Bronze) 7.....	80
Mary Black Foundation (Bronze) 8 .....	77
Urban AdvenTours (Bronze) 10.....	81
Chainwheel (Bronze) 11 .....	75
RPM Transportation Consultants, LLC (Bronze) 11 .....	80
Roanoke Valley - Alleghany Regional .....	79
Comm. (Bronze) 12 .....	
Whatcom Council of Governments (Bronze) 12 .....	82
Velocity Cafe & Cyclery (Bronze) 13 .....	82
David Baker & Partners (Gold) 14.....	58
Saturno Design (Silver) 14 .....	70
Mad Dog Cycles (Silver) 15 .....	65
Liberty Bicycles (Silver) 18.....	64
Palo Alto Bicycles (Silver) 18.....	67
Toole Design Group, LLC (Silver) 18 .....	71
Kona Bicycles Co. (Silver) 20 .....	64
Fort Collins Veterinary Emergency .....	77
Hospital (Bronze) 23 .....	
Schreiber Anderson Associates (Bronze) 24 .....	80
Alling Henning Associates (Bronze) 34 .....	72
212 Market Restaurant (Silver) 40.....	60
EasyStreet Online Services (Bronze) 40 .....	75
Advanced Sports Inc. (Gold) 45 .....	56
Ecology Action (Silver) 48 .....	62
Travel Portland (Bronze) 49 .....	81



## BICYCLE FRIENDLY BUSINESSES (51-100 EMPLOYEES)

Alta Planning + Design (Gold) 51 .....	60
REI St. Louis (Gold) 55 .....	59
The Hawley Company (Silver) 60.....	71
REI Lincoln Park (Silver) 60 .....	68
Bicycle Garage Indy (Gold) 75.....	57
California Giant Berry Farms (Bronze) 75 .....	74
King Cycle Group (Gold) .....	58
Landry's Bicycles (Gold) 75 .....	60
Mountain Gear (Silver) 75 .....	66
REI Northbrook, IL (Silver) 75 .....	69
Rings & Things (Bronze) 77 .....	79



## BICYCLE FRIENDLY BUSINESSES (101+ EMPLOYEES)

Bicycle Sport Shop (Platinum) 120 .....	54
Bike Gallery (Platinum) 125 .....	54
Mel Trotter Ministries (Bronze) 125 .....	78
Erik's Bike Shop (Bronze) 130 .....	76
RDG Planning & Design (Silver) 169 .....	68
Santa Cruz Seaside Company (Bronze) 170 .....	80
General Mills Albuquerque Plant (Silver) 185 .....	63
Clif Bar & Company (Gold) 229.....	60
Carmichael Lynch (Bronze) 230 .....	74
Fehr & Peers (Bronze) 230.....	76
Avtech Corporation (Bronze) 240 .....	73
Champaign-Urbana Mass .....	75
Transit District (Bronze) 313 .....	
National Park Service - National Mall & .....	66
Memorial Parks (Silver) 335 .....	
New Belgium Brewing Company (Platinum) 338.....	55
Sierra Nevada Brewing Co. (Silver) 400 .....	70
Quality Bicycle Products (Platinum) 450 .....	55
Rodale (Bronze) 880 .....	79
National Geographic Society (Bronze) 1,600.....	78
Alaska Native Tribal Health Consortium (Gold) 1,900 ..	56
Capella University Bronze 2,000.....	74
Fluor (Bronze) 2,000 .....	76
Providence St. Peter Hospital (Bronze) 2,400.....	79
Providence Portland Medical Center (Silver) 2,700.....	67
Meredith Corporation, Des Moines (Silver) 3,200.....	65
Blue Cross - Blue Shield of .....	73
Minnesota (Bronze) 4,100 .....	
Seattle Children's Hospital (Gold) 4,300 .....	59
World Bank Group (Bronze) 8,500.....	82
City of Austin (Silver) 11,000 .....	62
USAA (Bronze) 22,000 .....	81
University of WI, Madison (Silver) 23,000 .....	72

**aerotech  
designs  
cyclewear**  
Shorts & Jerseys  
Sizes X-Small to 5X

[www.aerotechdesigns.com](http://www.aerotechdesigns.com)

## America by Bicycle, Inc.

### Fast America South

April 17 - May 14, 2010  
2,920 miles • CA to GA

### Great Mississippi River Ride

May 10 - June 4, 2010  
1,720 miles • LA to MN

### Cross Country Challenge

June 5 - July 27, 2010  
3,850 miles • CA to ME

### Across America North

June 20 - August 9, 2010  
3,630 miles • OR to NH

### Ride The East

Aug. 14 - Sept. 8, 2010  
1,675 miles • Maine to Florida

### Ride The West

Sept. 4 - Sept. 27, 2010  
1,390 miles • OR to CA

**Beautiful Routes • Affordable Rates**  
**Motels • Meals**  
**Experienced Staff • Fully Supported**



**888-797-7057 abbike.com**

## GROWTH

We will look back at 2009 as the year the Bicycle Friendly America program really came into its own. We have seen more communities and businesses than ever joining the program, and states are slowly but surely improving their overall scores. Thanks to a strong staff, we have been able to:

- help 500 communities with direct technical assistance.
- lead workshops and training in more than 25 communities.
- improve the survey form and review process to handle the increase in applications and make the process easier for applicants.

The outcome has been really rewarding AND very good for bicyclists around the country. At the end of 2008, we worked with the National Conference of State Legislatures to publish a guide to bicycling policies and programs. We followed up in 2009 by working with the U.S. Conference of Mayors to establish a Bicycling Task Force under the leadership of Boston Mayor Thomas Menino – a recent convert to the joys of bicycling.

In December, the National Association of City Transportation Officials – a grouping of 15 of the largest U.S. cities – established a Cities for Cyclists initiative to pick up the pace on implementing bicyclist-friendly initiatives and infrastructure.

As always, the most exciting part of seeing whether this all makes a difference or not, is on the road in middle America! In the fall, I spent two inspiring days in North Little Rock, Ark. in the company of Mayor Patrick Hays and two League Cycling Instructors, state bike coordinator Bud Laumer and super-volunteer Tom Ezell. We rode some of the best-designed trails I've enjoyed in years, out to the Big Dam Bridge – a quite remarkable investment and stunning link to neighboring Little Rock. We looked at potential trails, road improvements, and connections; we talked about education opportunities. We visited businesses like Orbea that have moved to North Little Rock because of the improved conditions for bicycling; I delivered the BFC Bronze award to the City Council and met the Mayor's entire senior staff team to talk about getting to Silver and beyond.

Even in challenging economic times, cities are making investments to better bicycling. The support we enjoy from Trek and Bikes Belong – and the added capacity provided by SRAM's support of our partnership with the Alliance for Biking and Walking – makes this possible. You, our members, actually make it happen by getting on your bikes every day and by simply asking for, and expecting, more.

We've got a long way to go, but make no mistake: The Bicycle Friendly America roadmap is being followed and is getting us where we want to go. ●

*Andy Clarke*



### THE LEAGUE OF AMERICAN BICYCLISTS

The League of American Bicyclists, founded in 1880 as the League of American Wheelmen, promotes bicycling for fun, fitness and transportation, and works through advocacy and education for a bicycle-friendly America. The League represents the interests of the nation's 57 million bicyclists. With a current membership of 300,000 affiliated cyclists, including 40,000 individuals and 600 organizations, the League works to bring better bicycling to your community. Contact League officers, directors or staff at League of American Bicyclists, 1612 K Street, NW, Suite 800, Washington, DC 20006-2850, 202-822-1333; [bikeleague@bikeleague.org](mailto:bikeleague@bikeleague.org), fax: 202-822-1334.

### BICYCLE FRIENDLY COMMUNITY STAFF

Tim Blumenthal, [tim@bikesbelong.org](mailto:tim@bikesbelong.org)  
 Andy Clarke, [andy@bikeleague.org](mailto:andy@bikeleague.org)  
 Bill Nesper, [bill@bikeleague.org](mailto:bill@bikeleague.org)  
 Jeff Peel, [jeff@bikeleague.org](mailto:jeff@bikeleague.org)  
 Alison Dewey, [alison@bikeleague.org](mailto:alison@bikeleague.org)  
 Elizabeth Train, [elizabeth@bikesbelong.org](mailto:elizabeth@bikesbelong.org)

### BICYCLE FRIENDLY COMMUNITY ADVISORY COMMITTEE

Timothy Bustos, Fehr & Peers  
 Natalie Cappuccio-Britt, Palmetto Conservation Foundation  
 Martin Guttenplan, Florida Dept. of Transportation  
 Laura Hallam, Florida Bicycle Association  
 Tom Huber, Wisconsin DOT  
 Jeff Olson, Alta Planning + Design  
 Rob Sadowsky, Active Transportation Alliance  
 Jim Sebastian, District of Columbia DOT  
 Sara Strunk, Active Living by Design  
 Jennifer Toole, Toole Design Group  
 Alan Turnbull, National Park Service  
 Dru van Hengel, City of Santa Barbara  
 Jill Van Winkle, International Mountain Bicycling Assoc.  
 Robbie Webber, Madison, Wis. City Council  
 Charlie Zegeer, Pedestrian and Bicycle Information Center

### LEAGUE BOARD OF DIRECTORS

Harry Brull, [harrybrull@bikeleague.org](mailto:harrybrull@bikeleague.org), Region 5  
 Gary Brustin, [garybrustin@bikeleague.org](mailto:garybrustin@bikeleague.org), At Large  
 Amanda Eichstaedt, [amandaeichstaedt@bikeleague.org](mailto:amandaeichstaedt@bikeleague.org), Reg. 6  
 Lisa Falvy, [lisafalvy@bikeleague.org](mailto:lisafalvy@bikeleague.org), At Large  
 Bill Hoffman, [billhoffman@bikeleague.org](mailto:billhoffman@bikeleague.org), Region 2  
 Mike Nix, [mikenix@bikeleague.org](mailto:mikenix@bikeleague.org), At Large  
 Jeffrey Lynne, [jeffreyllynne@bikeleague.org](mailto:jeffreyllynne@bikeleague.org), Region 3  
 Rob Sadowsky, [robsadowsky@bikeleague.org](mailto:robsadowsky@bikeleague.org), Region 4  
 John Siemiatkoski, [johnsiemiatkoski@bikeleague.org](mailto:johnsiemiatkoski@bikeleague.org), Reg. 1  
 Tim Young, [timyoung@bikeleague.org](mailto:timyoung@bikeleague.org), At Large  
 Phyllis Harmon, Director Emeritus, [phyllis5377@cs.com](mailto:phyllis5377@cs.com)

### AMERICAN BICYCLIST/BFA YEARBOOK STAFF

Editor: Meghan Cahill ([meghan@bikeleague.org](mailto:meghan@bikeleague.org))  
 Art Director: Studio D Design  
 Editor Emeritus: Phyllis W. Harmon

American Bicyclist magazine (ISSN 0747-0371) is published six times yearly by the League of American Bicyclists, Inc. ©2010 League of American Bicyclists. Reproduction in whole or in part without permission is prohibited.



**1 WORLD 2 WHEELS.**  
A TREK COMMITMENT



# THERE IS A SIMPLE SOLUTION

A bicycle friendly world is a simple solution to so many complex problems — climate change, congestion and obesity. That is why \$1 from the sale of each Trek helmet goes to build cycling paths, bridges and routes through the support of Bicycle Friendly Communities; an organization dedicated to providing guidance and expertise to municipalities that want to build safer places to ride.

[bicyclefriendlycommunity.org](http://bicyclefriendlycommunity.org)

[1world2wheels.org](http://1world2wheels.org)





Make sure you are  
in this book next year.  
[www.bikeleague.org](http://www.bikeleague.org)



1612 K Street, NW, Suite 800

Washington, DC 20006

tel 202.822.1333

fax 202.822.1334