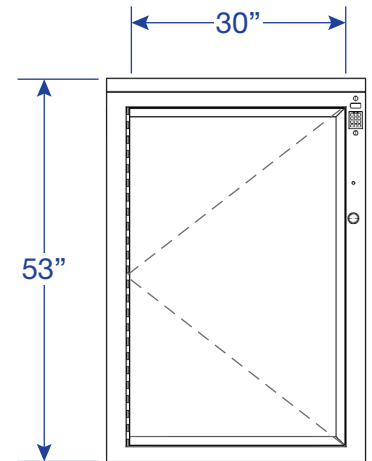



G7 eLockers

Overview

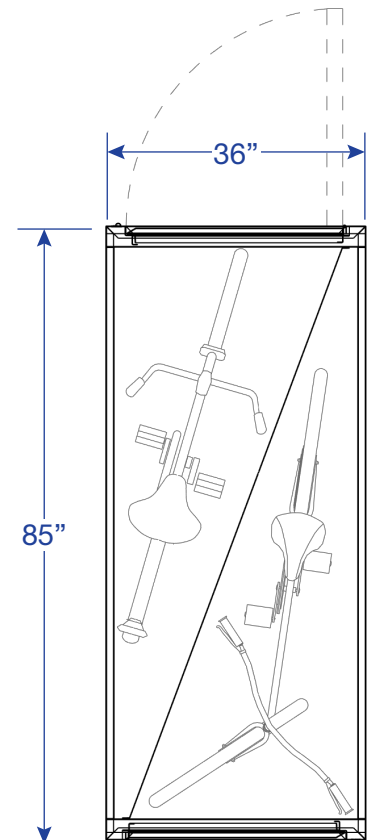
BIKE LINK®



Front Elevation

Features

- iOS, Android, BikeLink Contactless card and regional transit card access
- Bluetooth, NFC, and cellular
- Interior camera enables remote monitoring
- Rectangular, oversized, wedge, and stacked configurations
- Interior camera for remote monitoring
- 10 year battery life
- -25 C to +80 C temperature range
- No line power or solar exposure required
- All steel construction
- High security dual wall door better resists prying and cutting
- Dual heavy duty stainless steel automotive rotary latches
- Beveled door edge reduces pry tool leverage
- Internal hardened steel security chain for user-supplied lock
- Door spring prevents inadvertently leaving door unsecured
- Door, vibration, and latch state sensors enable security alerts
- 304 stainless steel leveling feet with full-perimeter debris barrier
- High contrast status indicator
- High contrast riveted identification plate
- Internally mounted triple sealed electronics
- Stainless steel keypad enables PIN access for police, lost phone, lost card
- High security axial tumbler override lock



Plan

G7 eLockers

Highlighted Features

BIKE LINK®



Heavy-Duty Hinge

- 14 gauge stainless steel continuous piano hinge
- 1/4" diameter hinge fasteners at 3" O.C. for extreme pry resistance



Security Chain

- Hardened steel security chain for optional additional security with user supplied lock



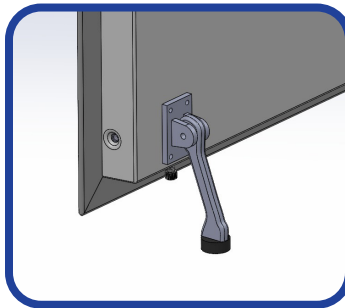
Keypad

- Vandal resistant stainless steel keypad



Automotive Latches

- Dual stainless steel automotive rotary latches with latch position sensors



Door Stop

- Allows door to be propped open for convenience when parking or retrieving bikes



Panic Release

- Emergency interior lock release



Heavy-Duty Strikers

- Dual 1/2" diameter stainless steel strikers



Interior Camera

- Enables remote contents monitoring



Override Lock

- Recessed high security manual override lock
- Axial pin tumbler mechanism
- www.camlock.com